



131U7087 [↗](#)

FC-302P7K5T5E20H1XXXXXXXXXXALBXCXXXXDX

FC-302P7K5T5E20H1XXXXXXXXXXALBXCXXXXDX

VLT® AutomationDrive FC 300
 (FC-) VLT® AutomationDrive FC- 302
 (P7K5) 7.5 KW / 10 HP, (5) 380 - 500 VAC,
 (E20) IP20 / Chassis,
 (H1) RFI Class A1/B (C1), (X) No brake chopper
 (X) No Loc. Cont. Panel,
 A3

Model code: FC-302P7K5T5E20H1XXXXXXXXXXALBXCXXXXDX

The VLT® AutomationDrive represents a single drive concept that controls the entire range of operations from ordinary to servo like applications on any machine or production line.

[View Efficiency Data](#) [↗](#)

PRODUCT DETAILS

Gross weight	7.333 kg	
Net weight	6.6 kg	
Volume	22.04 l	
EAN	5702427985575	
VLT® AUTOMATIONDRIVE FC 300 SERIES		
Product Group	FC-	(FC-) VLT® AutomationDrive FC-
Series	302	302
Power Rating	P7K5	(P7K5) 7.5 KW / 10 HP
Phase	T	(T) Three phase
Mains Voltage	5	(5) 380 - 500 VAC
Enclosure	E20	(E20) IP20 / Chassis
RFI Filter	H1	(H1) RFI Class A1/B (C1)
Brake - Safe Stop	X	(X) No brake chopper
LCP	X	(X) No Loc. Cont. Panel
Coating PCB	X	(X) Not coated PCB
Mains Option	X	(X) No Mains Option
Adaptation A	X	(X) Standard Cable Entries
Adaptation B	X	(X) No adaptation
A Option	AL	(AL) PROFINET MCA 120
B Option	BX	(BX) No B Option
C0 Option MCO	CX	(CX) No C0 option
C1 Option	X	(X) No C1 option
C Option Software	XX	(XX) No software option
D Option	DX	(DX) No D option
Frame Size	A3	A3
Typecode Part 1	FC-302P7K5T5E20H1XXX	
Typecode Part 2	XXXXXXXXALBXCXXXXDX	
Continuous Current (HO) [A]	16	
Continuous Current (HO) [A]	14.5	
Continuous Current (NO) [A]	NV	

Danfoss can accept no responsibility for possible errors in catalogs, brochures and other printed material. Danfoss reserves the right to alter its products without notice. This also applies to products already on order provided that such alterations can be made without sub-sequential changes being necessary in specifications already agreed. All trademarks in this material are property of the respective companies. Danfoss and the Danfoss logotype are trademarks of Danfoss A/S. All rights reserved.

PRODUCT DETAILS

Continuous Current (NO) [A]	NV	
Depth [mm]	205,0	
Depth with Option A/B [mm]	220,0	
Height [mm]	268,0	
Height w/ Regen/Loadshare [mm]	NV	
Intermittent Current (HO) [A]	25.6	
Intermittent Current (HO) [A]	23.2	
Intermittent Current (NO) [A]	NV	
Intermittent Current (NO) [A]	NV	
kVA	11.1	
Material Gross Weight	7.333	
Material Net Weight	6.6	
Modelcode01	FC-302P7K5T5E20H1XXX	
Modelcode02	XXXSXXXXALBXCXXXXDX	
Power 110% (NO) [KW]	NV	
Power 150% (HO) [KW]	NV	
Power 160% (HO) [KW]	7.5	
Power 180% (HO) [KW]	NV	
Power Loss HO [W]	225	
Power Loss HO [W]	225	
Power Loss NO [W]	NV	
Power Loss NO [W]	NV	
Product Catalog	GLBL	Global (Standard)
Product View (Switch)	GLBL	Global (Standard)
Software Language Pack	X	(X) Standard Language Pack
Software Release	SXXX	(SXXX) Latest release std. SW.
Vendor	ERR01	Cannot Determine Vendor
Width w/ no C options [mm]	130,0	

For Documents, Software, Visuals and more information, please use this link to visit the product page on Danfoss Product Store [🔗](#)

Accessories

**130B7635** [🔗](#)**VLT® Lift Controller MCO 361**

VLT® Motion Control MCO 305 with special software for lift application

For more information, please use this link to visit the product page on Danfoss Product Store [🔗](#)

Danfoss can accept no responsibility for possible errors in catalogs, brochures and other printed material. Danfoss reserves the right to alter its products without notice. This also applies to products already on order provided that such alterations can be made without sub-sequential changes being necessary in specifications already agreed. All trademarks in this material are property of the respective companies. Danfoss and the Danfoss logotype are trademarks of Danfoss A/S. All rights reserved.

Accessories



130B7531 [🔗](#)

Mounting Kit f. C Option, 60mm, A2/A3

VLT® Mounting kit for enclosure sizes A2 and A3.
Must be used when retrofitting 1 pc. of the following MCO options, together with MCB 113 Extended relay card (Located in MCO slot):
MCO 305 Programmable Motion Controller
MCO 350 Synchronizing Controller
MCO 351 Positioning controller
MCO 360 Salt Controller
MCO 361 Lift Controller
Product group: R

VLT® Mounting kit for enclosure sizes A2 and A3.
Must be used when retrofitting 1 pc. of the following MCO options, together with MCB 113 Extended relay card (Located in MCO slot):
MCO 305 Programmable Motion Controller
MCO 350 Synchronizing Controller
MCO 351 Positioning controller
MCO 360 Salt Controller
MCO 361 Lift Controller
Product group: R

VLT® Mounting kit for enclosure sizes A2 and A3.
Must be used when retrofitting 1 pc. of the following MCO options, together with MCB 113 Extended relay card (Located in MCO slot):
MCO 305 Programmable Motion Controller
MCO 350 Synchronizing Controller
MCO 351 Positioning controller
MCO 360 Salt Controller
MCO 361 Lift Controller
Product group: R



130B7530 [🔗](#)

Mounting Kit f. C Option, 40mm, A2/A3

MCF 105 assembly kit A2 / A3 for C option



x10

130B7401 [🔗](#)

NEMA 1 Conversion Kit, Top, 10 pcs, A3



130B7145 [🔗](#)

VLT® SALT Controller MCO 360

For more information, please use this link to visit the product page on Danfoss Product Store [🔗](#)

Danfoss can accept no responsibility for possible errors in catalogs, brochures and other printed material. Danfoss reserves the right to alter its products without notice. This also applies to products already on order provided that such alterations can be made without sub-sequential changes being necessary in specifications already agreed. All trademarks in this material are property of the respective companies. Danfoss and the Danfoss logotype are trademarks of Danfoss A/S. All rights reserved.

Accessories



130B6443 [🔗](#)

VLT® Safety Option MCB 140

VLT® MCB140 Safe Option extends the Safe Torque Off feature of VLT® frequency converters with additional safety functions. These are Safe Stop 1 (SS1), Safely Limited Speed (SLS), Safe Maximum Speed (SMS) and Safe Speed Monitor (SSM).

Extends the Safe Torque Off feature of VLT® drives with additional safety functions: Safe Stop 1 (SS1), Safely Limited Speed (SLS), Safe Maximum Speed (SMS) and Safe Speed Monitor (SSM).



130B5645 [🔗](#)

Leakage Current Monitor Kit, A2, A3



130B1234 [🔗](#)

VLT® Motion Control MCO 305, coated

Integrated and programmable motion controller for VLT® AutomationDrive FC 301 and FC 302

- Adds additional functionality and flexibility as it is a freely programmable module
- Optimized for all types of positioning and synchronization applications
- Make your own program specially adapted to your application

Contains:

- synchronization (electronic shaft), positioning and electronic cam control
- 2 inputs support both stepwise and absolute encoders
- 1 encoder output (virtual master function)
- 10 digital inputs
- 8 digital outputs
- Sends and receives data via fieldbus interface (requires fieldbus option)
- PC software for programming and commissioning

Remember to order the Mounting kit if the above MCO option is required retrofitted.

130B7530 - Mounting kit for enclosures A2 and A3

130B7531 - Mounting kit for MCO Option, together with MCB 113, in enclosures A2 and A3

130B1413 - Mounting kit for enclosure B3

130B1414 - Mounting kit for MCO Option, together with MCB 113, in enclosure B3

130B7532 - Mounting kit for enclosure A5

130B7533 - Mounting kit for all enclosures B, C, D, E and F (B3 excepted)

Danfoss MCO options are not sold without prior advice.

Danfoss can offer help with programming / setting up MCO options.

Contact Danfoss for advice and prices.

Product group: R

For more information, please use this link to visit the product page on Danfoss Product Store [🔗](#)

Danfoss can accept no responsibility for possible errors in catalogs, brochures and other printed material. Danfoss reserves the right to alter its products without notice. This also applies to products already on order provided that such alterations can be made without sub-sequential changes being necessary in specifications already agreed. All trademarks in this material are property of the respective companies. Danfoss and the Danfoss logotype are trademarks of Danfoss A/S. All rights reserved.

Accessories



130B1227 [🔗](#)

VLT® Resolver Input MCB 103, coated

Resolver extension for FC 300. Enables the connection of the following

Resolver types:

Input voltage: 4..8 Vrms

Input frequency: 2.5..15 kHz

Number of resolver poles: 2 or 4

Resolver extension for FC 300. Enables the connection of the following

Resolver types:

Input voltage: 4..8 Vrms

Input frequency: 2.5..15 kHz

Number of resolver poles: 2 or 4



130B1220 [🔗](#)

VLT® Safe PLC I/O MCB 108, coated

Increases security and helps you meet requirement security levels

- VLT® AutomationDrive FC 302 has a safety input based on a

single pole 24 V DC input

- Security in a cost-effective way

Possibility of connection to two conductor safety system

Possibility to interrupt on the plus or minus side without disturbing the sensor signal

Increases security and helps you meet requirement security levels

- VLT® AutomationDrive FC 302 has a safety input based on a

single pole 24 V DC input

- Security in a cost-effective way

Possibility of connection to two conductor safety system

Possibility to interrupt on the plus or minus side without disturbing the sensor signal



130B1264 [🔗](#)

VLT® Extended Relay Card MCB 113, ctd

Adds 7 digital inputs and 2 analog outputs for increased flexibility. 4

SPDT relays. Meets NAMUR recommendations. Galvanic isolation capability.

Adds 7 digital inputs and 2 analog outputs for increased flexibility. 4

SPDT relays. Meets NAMUR recommendations. Galvanic isolation capability.

Adds 7 digital inputs and 2 analog outputs for increased flexibility. 4

SPDT relays. Meets NAMUR recommendations. Galvanic isolation capability.

For more information, please use this link to visit the product page on Danfoss Product Store [🔗](#)

Danfoss can accept no responsibility for possible errors in catalogs, brochures and other printed material. Danfoss reserves the right to alter its products without notice. This also applies to products already on order provided that such alterations can be made without sub-sequential changes being necessary in specifications already agreed. All trademarks in this material are property of the respective companies. Danfoss and the Danfoss logotype are trademarks of Danfoss A/S. All rights reserved.

Accessories



130B1253 

VLT® Position Controller MCO 351, ctd

Extends the functional characteristics of the frequency converter in positioning applications

- Direct positioning via fieldbus, relative positioning, absolute positioning and touch probe positioning
- End stop handling (software and hardware)
- Mechanical brake handling (programmable hold delay)

Error handling

- Jog speed / manual operation
- None for programming, as it is pre-programmed

Remember to order the Mounting kit if the above MCO option is required retrofitted.

130B7530 - Mounting kit for enclosures A2 and A3

130B7531 - Mounting kit for MCO Option, together with MCB 113, in enclosures A2 and A3

130B1413 - Mounting kit for enclosure B3

130B1414 - Mounting kit for MCO Option, together with MCB 113, in enclosure B3

130B7532 - Mounting kit for enclosure A5

130B7533 - Mounting kit for all enclosures B, C, D, E and F (B3 excepted)

Danfoss MCO options are not sold without prior advice.

Danfoss can offer help with programming / setting up MCO options.

Contact Danfoss for advice and prices.

Product group: R

Extends the functional characteristics of the frequency converter in positioning applications

- Direct positioning via fieldbus, relative positioning, absolute positioning and touch probe positioning
- End stop handling (software and hardware)
- Mechanical brake handling (programmable hold delay)

Error handling

- Jog speed / manual operation
- None for programming, as it is pre-programmed

Remember to order the Mounting kit if the above MCO option is required retrofitted.

130B7530 - Mounting kit for enclosures A2 and A3

130B7531 - Mounting kit for MCO Option, together with MCB 113, in enclosures A2 and A3

130B1413 - Mounting kit for enclosure B3

130B1414 - Mounting kit for MCO Option, together with MCB 113, in enclosure B3

130B7532 - Mounting kit for enclosure A5

130B7533 - Mounting kit for all enclosures B, C, D, E and F (B3 excepted)

Danfoss MCO options are not sold without prior advice.

Danfoss can offer help with programming / setting up MCO options.

Contact Danfoss for advice and prices.

Product group: R

For more information, please use this link to visit the product page on Danfoss Product Store 

Danfoss can accept no responsibility for possible errors in catalogs, brochures and other printed material. Danfoss reserves the right to alter its products without notice. This also applies to products already on order provided that such alterations can be made without sub-sequential changes being necessary in specifications already agreed. All trademarks in this material are property of the respective companies. Danfoss and the Danfoss logotype are trademarks of Danfoss A/S. All rights reserved.

Accessories



130B1252 [🔗](#)

VLT® Synchronizing Ctrl. MCO 350, ctd

MCO 350 - synchronous controller

Based on the MCO 305 prefabricated controller for Synchronization tasks. The adjustment takes place through parameter settings. Specific Programming skills are not required.

- 2 encoder inputs, both for incremental as well as absolute encoder
- 1 encoder output (virtual master function)
- 10 additional digital inputs
- 8 additional digital outputs
- fieldbus Communication (requires fieldbus card) with reinforced coating

MCO 350 - synchronous controller

Based on the MCO 305 prefabricated controller for Synchronization tasks. The adjustment takes place through parameter settings. Specific Programming skills are not required.

- 2 encoder inputs, both for incremental as well as absolute encoder
- 1 encoder output (virtual master function)
- 10 additional digital inputs
- 8 additional digital outputs
- fieldbus Communication (requires fieldbus card) with reinforced coating

MCO 350 - synchronous controller

Based on the MCO 305 prefabricated controller for Synchronization tasks. The adjustment takes place through parameter settings. Specific Programming skills are not required.

- 2 encoder inputs, both for incremental as well as absolute encoder
- 1 encoder output (virtual master function)
- 10 additional digital inputs
- 8 additional digital outputs
- fieldbus Communication (requires fieldbus card) with reinforced coating



130B1172 [🔗](#)

VLT® Sensor Input Card MCB 114, unctd

Protects the motor from being overheated by monitoring the temperature of bearings and windings in the motor. Three self-detecting sensor inputs for 2 or 3 wire PT100/PT1000 sensors. One additional analog input 4–20 mA.



130B1170 [🔗](#)

LCP Panel Mounting Kit

The kit includes fasteners and gasket. No LCP and no cable included.



130B1212 [🔗](#)

VLT® General Purpose I/O MCB 101, ctd

MCB 101 - Advanced I / O option

Expands the number of freely programmable

Control inputs and outputs around the following I / Os:

- 3 digital inputs opto-decoupled 0 - 24 V.
- 2 analog inputs 0 - 10 V.
- 2 digital outputs NPN / PNP switchable 24 V
- 1 analog output 0/4 - 20 mA

with reinforced coating

For more information, please use this link to visit the product page on Danfoss Product Store [🔗](#)

Danfoss can accept no responsibility for possible errors in catalogs, brochures and other printed material. Danfoss reserves the right to alter its products without notice. This also applies to products already on order provided that such alterations can be made without sub-sequential changes being necessary in specifications already agreed. All trademarks in this material are property of the respective companies. Danfoss and the Danfoss logotype are trademarks of Danfoss A/S. All rights reserved.

Accessories



130B1210 [🔗](#)

VLT® Relay Option MCB 105, coated

Relay extension for FC 100 and FC 300.
 Extension with 3 additional load relays (changeover contacts),
 easy to retrofit thanks to modular technology.
 Painted version for harsh environments,
 easy to retrofit thanks to modular technology.
 Max. Load 240V AC (resistive): 2 A
 Max. Load 240V AC (Cos Phi 0.4): 0.2 A
 Max. Load 24V DC (ohmic): 1 A
 Max. Load 24V DC (inductive): 0.1 A
 Relay extension for FC 100 and FC 300.
 Extension with 3 additional load relays (changeover contacts),
 easy to retrofit thanks to modular technology.
 Painted version for harsh environments,
 easy to retrofit thanks to modular technology.
 Max. Load 240V AC (resistive): 2 A
 Max. Load 240V AC (Cos Phi 0.4): 0.2 A
 Max. Load 24V DC (ohmic): 1 A
 Max. Load 24V DC (inductive): 0.1 A



130B1208 [🔗](#)

VLT® 24V DC Supply MCB 107, coated

Connect an external DC supply to keep the control section and any
 installed option alive during power failure. Enables full operation of
 the LCP (including the parameter setting) and all installed options
 without connection to mains.



130B1203 [🔗](#)

VLT® Encoder Input MCB 102, coated

Offers the possibility to connect various types of incremental and
 absolute encoders. The connected encoder can be used for closed-loop
 speed control as well as closed-loop flux motor control.



130B1387 [🔗](#)

opt.control,24v, multipack 5 pcs.



130B1383 [🔗](#)

acc. bag multipack 5 pc frame A2/3

Krones acc. bag multipack 5pcs for A2/3-frame.

For more information, please use this link to visit the product page on Danfoss Product Store [🔗](#)

Danfoss can accept no responsibility for possible errors in catalogs, brochures and other printed material. Danfoss reserves the right to alter its products without notice. This also applies to products already on order provided that such alterations can be made without sub-sequential changes being necessary in specifications already agreed. All trademarks in this material are property of the respective companies. Danfoss and the Danfoss logotype are trademarks of Danfoss A/S. All rights reserved.

Accessories

**130B1272** [🔗](#)**VLT® Sensor Input Card MCB 114, coated**

MCB 114 - PT100 / PT1000 option

For FC100-FC200 and FC302 (painted version)

Enables the evaluation of up to 3 PT 100 or 3 PT 1000 sensors

- Connection of 2 and 3 wire sensors
- Automatic detection of the sensor type
- Additional 4-20mA input

**130B1164** [🔗](#)**VLT® Extended Relay Card MCB 113**

Adds 7 digital inputs and 2 analog outputs for increased flexibility. 4

SPDT relays. Meets NAMUR recommendations. Galvanic isolation capability.

**130B1006** [🔗](#)**VLT® Motion Ctrl Tool MCT 10>100 lic.**

VLT® drive or soft starter using a PC. Configure communication networks and back up relevant parameter settings. Control and configure systems simultaneously and monitor entire system more effectively for faster monitoring, diagnosis, troubleshooting (alarms/warnings) and better

An interactive tool for quick and easy online/offline configuration of a preventive maintenance.

**130B1005** [🔗](#)**VLT® Motion Ctrl Tool MCT 10,100 lic.**

An interactive tool for quick and easy online/offline configuration of a VLT® drive or soft starter using a PC. Configure communication networks and back up relevant parameter settings. Control and configure systems simultaneously and monitor entire system more effectively for faster monitoring, diagnosis, troubleshooting (alarms/warnings) and better preventive maintenance.

**130B1004** [🔗](#)**VLT® Motion Ctrl Tool MCT 10,50 lic.**

An interactive tool for quick and easy online/offline configuration of a VLT® drive or soft starter using a PC. Configure communication networks and back up relevant parameter settings. Control and configure systems simultaneously and monitor entire system more effectively for faster monitoring, diagnosis, troubleshooting (alarms/warnings) and better preventive maintenance.

For more information, please use this link to visit the product page on Danfoss Product Store [🔗](#)

Danfoss can accept no responsibility for possible errors in catalogs, brochures and other printed material. Danfoss reserves the right to alter its products without notice. This also applies to products already on order provided that such alterations can be made without sub-sequential changes being necessary in specifications already agreed. All trademarks in this material are property of the respective companies. Danfoss and the Danfoss logotype are trademarks of Danfoss A/S. All rights reserved.

Accessories

**130B1003** [🔗](#)**VLT® Motion Ctrl Tool MCT 10,25 lic.**

An interactive tool for quick and easy online/offline configuration of a VLT® drive or soft starter using a PC. Configure communication networks and back up relevant parameter settings. Control and configure systems simultaneously and monitor entire system more effectively for faster monitoring, diagnosis, troubleshooting (alarms/warnings) and better preventive maintenance.

**130B1002** [🔗](#)**VLT® Motion Ctrl Tool MCT 10,10 lic.**

With the MCT 10 PC software tool you can control and configure your system simultaneously, and monitor the entire system more effectively for faster diagnosis, and better preventive maintenance. Simplify commissioning, maintenance and documentation using MCT 10 Set-up Software.

- Supports Siemens CP PCMCIA- and PCI cards, for Profibus DP-V1 Master Class 2 connection
- Support of standard interfaces: COMx, USB, RS 232 (Flux)
- Siemens PG / Field PGs already have the necessary hardware
- For commissioning frequency converters online.
- If a frequency converter requires replacement.
- If a communication network is to be expanded with more frequency converters.
- For back-up of all parameter settings of frequency converters in a communication network.
- One tool for all series

An interactive tool for quick and easy online/offline configuration of a VLT® drive or soft starter using a PC. Configure communication networks and back up relevant parameter settings. Control and configure systems simultaneously and monitor entire system more effectively for faster monitoring, diagnosis, troubleshooting (alarms/warnings) and better preventive maintenance.

With the MCT 10 PC software tool you can control and configure your system simultaneously, and monitor the entire system more effectively for faster diagnosis, and better preventive maintenance. Simplify commissioning, maintenance and documentation using MCT 10 Set-up Software.

- Supports Siemens CP PCMCIA- and PCI cards, for Profibus DP-V1 Master Class 2 connection
 - Support of standard interfaces: COMx, USB, RS 232 (Flux)
 - Siemens PG / Field PGs already have the necessary hardware
 - For commissioning frequency converters online.
 - If a frequency converter requires replacement.
 - If a communication network is to be expanded with more frequency converters.
 - For back-up of all parameter settings of frequency converters in a communication network.
 - One tool for all series
-

For more information, please use this link to visit the product page on Danfoss Product Store [🔗](#)

Danfoss can accept no responsibility for possible errors in catalogs, brochures and other printed material. Danfoss reserves the right to alter its products without notice. This also applies to products already on order provided that such alterations can be made without sub-sequential changes being necessary in specifications already agreed. All trademarks in this material are property of the respective companies. Danfoss and the Danfoss logotype are trademarks of Danfoss A/S. All rights reserved.

Accessories

**130B1001** [🔗](#)**VLT® Motion Ctrl Tool MCT 10,5 lic.**

With the MCT 10 PC software tool you can control and configure your system simultaneously, and monitor the entire system more effectively for faster diagnosis, and better preventive maintenance.

Simplify commissioning, maintenance and documentation using MCT 10 Set-up Software.

- Supports Siemens CP PCMCIA- and PCI cards, for Profibus DP-V1 Master Class 2 connection
- Support of standard interfaces: COMx, USB, RS 232 (Flux)
- Siemens PG / Field PGs already have the necessary hardware
- For commissioning frequency converters online.
- If a frequency converter requires replacement.
- If a communication network is to be expanded with more frequency converters.
- For back-up of all parameter settings of frequency converters in a communication network.
- One tool for all series

An interactive tool for quick and easy online/offline configuration of a VLT® drive or soft starter using a PC. Configure communication networks and back up relevant parameter settings. Control and configure systems simultaneously and monitor entire system more effectively for faster monitoring, diagnosis, troubleshooting (alarms/warnings) and better preventive maintenance.

**130B1000** [🔗](#)**VLT® Motion Ctrl Tool MCT 10,1 lic.**

An interactive tool for quick and easy online/offline configuration of a VLT® drive or soft starter using a PC. Configure communication networks and back up relevant parameter settings. Control and configure systems simultaneously and monitor entire system more effectively for faster monitoring, diagnosis, troubleshooting (alarms/warnings) and better preventive maintenance.

**130B0185** [🔗](#)**Adapter Plate, 395x220mm**

With the adapter plate you can replace a VLT® 5/6/8000 by a FC drive without having to drill new holes for the FC drive. This makes it easy and fast to replace a VLT® 5/6/8000, and as there will be no drilling there will be no swarf harming the electric components.

The following VLT® 5/6/8000 can be mounted on the Adapter Plate 130B0185:

IP20 Compact: 200-240Volt VLT5001-5006, 380/500Volt VLT5001-5011

IP20/NM1: 200-240Volt VLT6002-6005, 380/460Volt VLT6002-6011, 380-480Volt VLT8006-8011, 550-600Volt VLT 5001-5011, 525-690Volt VLT8002-8011

For more information, please use this link to visit the product page on Danfoss Product Store [🔗](#)

Danfoss can accept no responsibility for possible errors in catalogs, brochures and other printed material. Danfoss reserves the right to alter its products without notice. This also applies to products already on order provided that such alterations can be made without sub-sequential changes being necessary in specifications already agreed. All trademarks in this material are property of the respective companies. Danfoss and the Danfoss logotype are trademarks of Danfoss A/S. All rights reserved.

Accessories



130B0058 [🔗](#)

Adapter Plate, 415x279mm

With the adapter plate you can replace a VLT® 3000 by a FC drive without having to drill new holes for the FC drive. This makes it easy and fast to replace a VLT® 3000, and as there will be no drilling there will be no swarf harming the electric components.

It is possible to install one FC drive with or without C Option in the same place as one VLT® 3000.

The following VLT® 3000 can be mounted on the Adapter Plate 130B0058:

IP20: 220/380/500Volt VLT3002-3004 with brake, 380/500Volt VLT3006-3008 with no brake

IP21: 220/380/500Volt VLT3002-3004 with brake, 380/500Volt VLT3006-3008 with no brake

IP54: 220Volt VLT3002-3004 with no brake, 220Volt VLT3004 with brake, 380/500Volt VLT3002-3004 with brake, 380/500Volt VLT3002-3006 with no brake

With the adapter plate you can replace a VLT® 3000 by a FC drive without having to drill new holes for the FC drive. This makes it easy and fast to replace a VLT® 3000, and as there will be no drilling there will be no swarf harming the electric components.

It is possible to install one FC drive with or without C Option in the same place as one VLT® 3000.

The following VLT® 3000 can be mounted on the Adapter Plate 130B0058:

IP20: 220/380/500Volt VLT3002-3004 with brake, 380/500Volt VLT3006-3008 with no brake

IP21: 220/380/500Volt VLT3002-3004 with brake, 380/500Volt VLT3006-3008 with no brake

IP54: 220Volt VLT3002-3004 with no brake, 220Volt VLT3004 with brake, 380/500Volt VLT3002-3004 with brake, 380/500Volt VLT3002-3006 with no brake



130B1134 [🔗](#)

VLT® Motion Control MCO 305, uncoated

Integrated and programmable motion controller for VLT® AutomationDrive FC 301 and FC 302

- Adds additional functionality and flexibility as it is a freely programmable module
- Optimized for all types of positioning and synchronization applications
- Make your own program specially adapted to your application

Contains:

- synchronization (electronic shaft), positioning and electronic cam control
- 2 inputs support both stepwise and absolute encoders
- 1 encoder output (virtual master function)

10 digital inputs

8 digital outputs

- Sends and receives data via fieldbus interface (requires fieldbus Option)
- PC software for programming and commissioning.

Remember to order the Mounting kit if the above MCO option is required retrofitted.

130B7530 - Mounting kit for enclosures A2 and A3

130B7531 - Mounting kit for MCO Option, together with MCB 113, in enclosures A2 and A3.

130B1413 - Mounting kit for enclosure B3

130B1414 - Mounting kit for MCO Option, together with MCB 113, in enclosure B3

130B7532 - Mounting kit for enclosure A5

130B7533 - Mounting kit for all enclosures B, C, D, E and F (B3 excepted)

Danfoss MCO options are not sold without prior advice. Danfoss can offer help with programming / setting up MCO options. Contact Danfoss for advice and prices.

Product group: R

For more information, please use this link to visit the product page on Danfoss Product Store [🔗](#)

Danfoss can accept no responsibility for possible errors in catalogs, brochures and other printed material. Danfoss reserves the right to alter its products without notice. This also applies to products already on order provided that such alterations can be made without sub-sequential changes being necessary in specifications already agreed. All trademarks in this material are property of the respective companies. Danfoss and the Danfoss logotype are trademarks of Danfoss A/S. All rights reserved.

Accessories



130B1133 [🔗](#)

IP 21/Type 1 conversion kit, top, A3

This is only the top part of the kit - If you need a kit with both top and bottom please order 130B1123

This is only the top part of the kit - If you need a kit with both top and bottom please order 130B1123

This is only the top part of the kit - If you need a kit with both top and bottom please order 130B1123



130B1127 [🔗](#)

VLT® Resolver Input MCB 103, uncoated

Enables connection of a resolver to provide speed feedback from the motor. Spring loaded connection.



130B1125 [🔗](#)

VLT® General Purpose I/O MCB 101, unctd

MCB 101 - Advanced I / O option

Expands the number of freely programmable Control inputs and outputs around the following I / Os:

- 3 digital inputs opto-decoupled 0 - 24 V.
- 2 analog inputs 0 - 10 V.
- 2 digital outputs NPN / PNP switchable 24 V
- 1 analog output 0/4 - 20 mA



130B1124 [🔗](#)

VLT® Control Panel LCP 101, numeric

Numerical control unit for FC 100 and FC 300. Allows access to all device parameters. Quick menu for brief commissioning. Manual / auto switchover and alarm acknowledgment.



130B1123 [🔗](#)

IP 21/Type 1 conversion kit, A3

Cover for housing size A3, type 1 MCF 101 NEMA1 / IP21



130B1120 [🔗](#)

VLT® Safe PLC I/O MCB 108, uncoated

Connection converter for FC 300 with control input for a safe stop. Allows secure connection.

Output modules with diagnostic pulse (Cross-circuit monitoring).

Connection converter for FC 300 with control input for a safe stop. Allows secure connection.

Output modules with diagnostic pulse (Cross-circuit monitoring).

Connection converter for FC 300 with control input for a safe stop. Allows secure connection.

Output modules with diagnostic pulse (Cross-circuit monitoring).



130B1117 [🔗](#)

LCP Mounting Kit, w/ no LCP

The kit includes fasteners, 3m cable and gasket - There is no LCP included.

For more information, please use this link to visit the product page on Danfoss Product Store [🔗](#)

Danfoss can accept no responsibility for possible errors in catalogs, brochures and other printed material. Danfoss reserves the right to alter its products without notice. This also applies to products already on order provided that such alterations can be made without sub-sequential changes being necessary in specifications already agreed. All trademarks in this material are property of the respective companies. Danfoss and the Danfoss logotype are trademarks of Danfoss A/S. All rights reserved.

Accessories

**130B1115** [🔗](#)**VLT® Encoder Input MCB 102, uncoated**

Offers the possibility to connect various types of incremental and absolute encoders. The connected encoder can be used for closed-loop speed control as well as closed-loop flux motor control.

**130B1114** [🔗](#)**LCP Mounting Kit w/ numerical LCP101, 3m**

The kit includes numerical LCP, fasteners, 3m cable and gasket.

**130B1113** [🔗](#)**lcp panel kit/fc300 fg-lcp panel kit**

The kit includes graphical LCP, fasteners, 3m cable and gasket.

**130B1110** [🔗](#)**VLT® Relay Option MCB 105, uncoated**

Relay extension for FC 100 and FC 300. Extension with 3 additional load relays (changeover contacts), easy to retrofit thanks to modular technology.

Max. Load 240V AC (resistive): 2 A

Max. Load 240V AC (Cos Phi 0.4): 0.2 A

Max. Load 24V DC (ohmic): 1 A

Max. Load 24V DC (inductive): 0.1 A

For more information, please use this link to visit the product page on Danfoss Product Store [🔗](#)

Danfoss can accept no responsibility for possible errors in catalogs, brochures and other printed material. Danfoss reserves the right to alter its products without notice. This also applies to products already on order provided that such alterations can be made without sub-sequential changes being necessary in specifications already agreed. All trademarks in this material are property of the respective companies. Danfoss and the Danfoss logotype are trademarks of Danfoss A/S. All rights reserved.

Accessories



130B1153

VLT® Position Controller MCO351, unctd

Extends the functional characteristics of the frequency converter in positioning applications

- Direct positioning via fieldbus, relative positioning, absolute positioning and touch probe positioning
- End stop handling (software and hardware)
- Mechanical brake handling (programmable hold delay)

Error handling

- Jog speed / manual operation
- None for programming, as it is pre-programmed

Remember to order the Mounting kit if the above MCO option is required retrofitted.

- 130B7530 - Mounting kit for enclosures A2 and A3
- 130B7531 - Mounting kit for MCO Option, together with MCB 113, in enclosures A2 and A3
- 130B1413 - Mounting kit for enclosure B3
- 130B1414 - Mounting kit for MCO Option, together with MCB 113, in enclosure B3
- 130B7532 - Mounting kit for enclosure A5
- 130B7533 - Mounting kit for all enclosures B, C, D, E and F (B3 excepted)

Danfoss MCO options are not sold without prior advice. Danfoss can offer help with programming / setting up MCO options. Contact Danfoss for advice and prices.

Product group: R

Extends the functional characteristics of the frequency converter in positioning applications

- Direct positioning via fieldbus, relative positioning, absolute positioning and touch probe positioning
- End stop handling (software and hardware)
- Mechanical brake handling (programmable hold delay)

Error handling

- Jog speed / manual operation
- None for programming, as it is pre-programmed

Remember to order the Mounting kit if the above MCO option is required retrofitted.

- 130B7530 - Mounting kit for enclosures A2 and A3
- 130B7531 - Mounting kit for MCO Option, together with MCB 113, in enclosures A2 and A3
- 130B1413 - Mounting kit for enclosure B3
- 130B1414 - Mounting kit for MCO Option, together with MCB 113, in enclosure B3
- 130B7532 - Mounting kit for enclosure A5
- 130B7533 - Mounting kit for all enclosures B, C, D, E and F (B3 excepted)

Danfoss MCO options are not sold without prior advice. Danfoss can offer help with programming / setting up MCO options. Contact Danfoss for advice and prices.

Product group: R

Product group: R

programming / setting up MCO options. Contact Danfoss for advice and prices.

Danfoss MCO options are not sold without prior advice. Danfoss can offer help with

- 130B7533 - Mounting kit for all enclosures B, C, D, E and F (B3 excepted)
- 130B7532 - Mounting kit for enclosure A5
- 130B1414 - Mounting kit for MCO Option, together with MCB 113, in enclosure B3
- 130B1413 - Mounting kit for enclosure B3

- 130B7531 - Mounting kit for MCO Option, together with MCB 113, in enclosures A2 and A3
- 130B7530 - Mounting kit for enclosures A2 and A3

Remember to order the Mounting kit if the above MCO option is required retrofitted.

- None for programming, as it is pre-programmed
- Jog speed / manual operation

Error handling

- Mechanical brake handling (programmable hold delay)
- End stop handling (software and hardware)

positioning and touch probe positioning

Extends the functional characteristics of the frequency converter in positioning applications

For more information, please use this link to visit the product page on Danfoss Product Store

Danfoss can accept no responsibility for possible errors in catalogs, brochures and other printed material. Danfoss reserves the right to alter its products without notice. This also applies to products already on order provided that such alterations can be made without sub-sequential changes being necessary. All trademarks in this material are property of the respective companies. Danfoss and the Danfoss logotype are trademarks of Danfoss A/S. All rights reserved.

Accessories



130B1152 [🔗](#)

VLT® Synchronizing Contr. MCO350,unctd

Expands the functional properties of the VLT® AutomationDrive in synchronizing applications, and replaces traditional mechanical solutions. Speed synchronizing. Position (angle) synchronizing with or without marker correction. Online adjustable gear ratio. Online adjustable position (angle) offset. Encoder output with virtual master function for synchronization of multiple followers. Control via I/Os or fieldbus. Home function. Configuration as well as read-out of status and data via the Local Control Panel of the drive.
MCO350 Synchronizing controller



130B1137 [🔗](#)

VLT® PTC Thermistor Card MCB 112, ctd

MCB 112 PTC - thermistor relay MS220DA In connection with ATEX certified explosion-proof motors for full motor protection. Certified PTC sensors are the sole protection required. Integrable module with ATEX-compliant full thermal motor protection
1 PTB-certified PTC thermistor input
1 switch-off signal for using the Safe Stop function
1 logic output for error identification
MCB 112 PTC - thermistor relay MS220DA In connection with ATEX certified explosion-proof motors for full motor protection. Certified PTC sensors are the sole protection required. Integrable module with ATEX-compliant full thermal motor protection
1 PTB-certified PTC thermistor input
1 switch-off signal for using the Safe Stop function
1 logic output for error identification
MCB 112 PTC - thermistor relay MS220DA In connection with ATEX certified explosion-proof motors for full motor protection. Certified PTC sensors are the sole protection required. Integrable module with ATEX-compliant full thermal motor protection
1 PTB-certified PTC thermistor input
1 switch-off signal for using the Safe Stop function
1 logic output for error identification



130B1077 [🔗](#)

Blindcover, w/ Danfoss logo, IP55/66

LCP Blindcover IP66



130B1071 [🔗](#)

6 Pole Connector, FC series, 10 pcs

6 Pole Connector, FC series, 10 pcs



130B1070 [🔗](#)

RS485 plug, FC series, 10 pcs

10pcs RS485 connectors for FC-series.
Product group: R
10pcs RS485 connectors for FC-series.

For more information, please use this link to visit the product page on Danfoss Product Store [🔗](#)

Danfoss can accept no responsibility for possible errors in catalogs, brochures and other printed material. Danfoss reserves the right to alter its products without notice. This also applies to products already on order provided that such alterations can be made without sub-sequential changes being necessary in specifications already agreed. All trademarks in this material are property of the respective companies. Danfoss and the Danfoss logotype are trademarks of Danfoss A/S. All rights reserved.

Accessories



130B1108 [🔗](#)

VLT® 24V DC Supply MCB 107, uncoated

Connect an external DC supply to keep the control section and any installed option alive during power failure. Enables full operation of the LCP (including the parameter setting) and all installed options without connection to mains.



130B1107 [🔗](#)

VLT® Control Panel LCP 102

Graphic operating unit LCP102 Illuminated graphic display with plain text. Supports all languages and characters. Quick menu for brief commissioning. Saving and copying parameter sets. Online help for each function



130B1088 [🔗](#)

LCP Blindcover, w/ Danfoss logo, IP20/21



175U0088 [🔗](#)

Mounting brackets: Footprint, A1



175U0086 [🔗](#)

Mount. Brack.: Footprint, A3, f.2 br.res



175Z0929 [🔗](#)

LCP Cable, 3m

Cable for control panel (LCP), 3 meters
Works with the following LCP:
Alphanumeric control panel LCP3 - 175N0131
VLT® LCP 102 Graphic Display - 130B1107
VLT® LCP 101 Numeric Display - 130B1124
VLT® LCP 102 Graphic display IP66 - 130B1078
Product group: F1

Image coming soon

175U0009 [🔗](#)

Mounting bracket Kit, 216 x 30 x 18mm

Mounting angle for flatpack resistor 200W



175N2584 [🔗](#)

VLT® EtherNet/IP Modbus TCP gateway

For more information, please use this link to visit the product page on Danfoss Product Store [🔗](#)

Danfoss can accept no responsibility for possible errors in catalogs, brochures and other printed material. Danfoss reserves the right to alter its products without notice. This also applies to products already on order provided that such alterations can be made without sub-sequential changes being necessary in specifications already agreed. All trademarks in this material are property of the respective companies. Danfoss and the Danfoss logotype are trademarks of Danfoss A/S. All rights reserved.

Accessories

Image
coming
soon**134B6302** [🔗](#)**VLT MCT 10 Software Customizer, 1 key**

the commissioning experience of the VLT® to best fit your needs. It is a strong tool that enables you to quickly create your setup and test it first to MCT 10 using the simulator before uploading it to a real drive. local Danfoss Drives representative to order the required license(s).

Customize your commissioning experience

As the name suggests, VLT® Software Customizer allows you to customize

Note that the Advanced MCT 10 license is needed, please contact the

Image
coming
soon**134B5225** [🔗](#)**Remote LCP unit, 10m**

Remote LCP unit, 10m

Image
coming
soon**134B5224** [🔗](#)**Remote LCP unit, 5m****134B5223** [🔗](#)**Remote LCP unit, 3m**

Remote mounting kit for LCP with cover for outdoor mounting with 3 m (10 ft) cable

For more information, please use this link to visit the product page on Danfoss Product Store [🔗](#)

Danfoss can accept no responsibility for possible errors in catalogs, brochures and other printed material. Danfoss reserves the right to alter its products without notice. This also applies to products already on order provided that such alterations can be made without sub-sequential changes being necessary in specifications already agreed. All trademarks in this material are property of the respective companies. Danfoss and the Danfoss logotype are trademarks of Danfoss A/S. All rights reserved.

Accessories



134B0460

LCP 103 Wireless Communication Panel

With VLT® Wireless Communication Panel LCP 103 you can communicate with MyDrive® Connect - an app that can be downloaded for iOS and Android based smartphones. MyDrive® Connect makes commissioning easy, monitor and maintain tasks on your frequency converter. VLT® Wireless Communication Panel LCP 103 shows the current status of the drive (On, Warning, Alarm, Wifi connection) via built-in LED. Detailed information is also available using MyDrive® Connect. Here do you have access to i.a. status, menu and alerts. You can also see graphs over the latest available data.

The new VLT® Wireless Communication Panel LCP 103 allows you to wireless communication to the following drives:

- VLT® HVAC Drive FC 102
- VLT® Refrigeration Drive FC 103
- VLT® AQUA Drive FC 202
- VLT® AutomationDrive FC 302

[!] Note!

LCP 103 only works on frequency converters produced in 2018 (White USB stik).

Product group: R1

With VLT® Wireless Communication Panel LCP 103 you can communicate with MyDrive® Connect - an app that can be downloaded for iOS and Android based smartphones. MyDrive® Connect makes commissioning easy, monitor and maintain tasks on your frequency converter. VLT® Wireless Communication Panel LCP 103 shows the current status of the drive (On, Warning, Alarm, Wifi connection) via built-in LED. Detailed information is also available using MyDrive® Connect. Here do you have access to i.a. status, menu and alerts. You can also see graphs over the latest available data.

The new VLT® Wireless Communication Panel LCP 103 allows you to wireless communication to the following drives:

- VLT® HVAC Drive FC 102
- VLT® Refrigeration Drive FC 103
- VLT® AQUA Drive FC 202
- VLT® AutomationDrive FC 302

[!] Note!

LCP 103 only works on frequency converters produced in 2018 (White USB stik).

Product group: R1

Product group: R1

stik).

LCP 103 only works on frequency converters produced in 2018 (White USB

[!] Note!

- VLT® AutomationDrive FC 302
- VLT® AQUA Drive FC 202
- VLT® Refrigeration Drive FC 103
- VLT® HVAC Drive FC 102

wireless communication to the following drives:

The new VLT® Wireless Communication Panel LCP 103 allows you to over the latest available data.

do you have access to i.a. status, menu and alerts. You can also see graphs information is also available using MyDrive® Connect. Here Warning, Alarm, Wifi connection) via built-in LED. Detailed Communication Panel LCP 103 shows the current status of the drive (On, monitor and maintain tasks on your frequency converter. VLT® Wireless

For more information, please use this link to visit the product page on Danfoss Product Store

Danfoss can accept no responsibility for possible errors in catalogs, brochures and other printed material. Danfoss reserves the right to alter its products without notice. This also applies to products already on order provided that such alterations can be made without sub-sequential changes being necessary. MyDrive® Connect is a registered trademark of Danfoss A/S. The Danfoss logotype are trademarks of Danfoss A/S. All rights reserved.

Accessories

Image
coming
soon

134B1992 [↗](#)

Control Terminals w/ screw connections

Image
coming
soon

130B6447 [↗](#)

VLT® Safety Option MCB 141

Extends the Safe Torque Off feature of VLT® drives with additional safety functions: Safe Stop 1 (SS1), Safely Limited Speed (SLS), Safe Maximum Speed (SMS) and Safe Speed Monitor (SSM).

Extends the Safe Torque Off feature of VLT® drives with additional safety functions: Safe Stop 1 (SS1), Safely Limited Speed (SLS), Safe Maximum Speed (SMS) and Safe Speed Monitor (SSM).



130B1266 [↗](#)

VLT MCB 115 Programmable I/O, coated

VLT® MCB 115 programmable I / O, coated



134B6544 [↗](#)

Real Time Clock D slot option MCB117

The VLT® Real-time clock option MCB 117 option provides advanced data-logging functionality to the following drives

VLT® HVAC Drive FC 102

VLT® Refrigeration Drive FC 103

VLT® Aqua Drive FC 202

VLT® Automation Drive FC 301/FC 302

Note: This option is compatible only with MK-II control cards & upto 90 KW supporting A,B & C Frames.



130B0295 [↗](#)

Accessory bag with control card plugs



130B1022 [↗](#)

Accessory bag for framesize A2, A3

Spare Parts



x10

130B9001 [↗](#)

multiple 2 pole power combicon, 24V plug

For more information, please use this link to visit the product page on Danfoss Product Store [↗](#)

Danfoss can accept no responsibility for possible errors in catalogs, brochures and other printed material. Danfoss reserves the right to alter its products without notice. This also applies to products already on order provided that such alterations can be made without sub-sequential changes being necessary in specifications already agreed. All trademarks in this material are property of the respective companies. Danfoss and the Danfoss logotype are trademarks of Danfoss A/S. All rights reserved.

Spare Parts



130B5601 [🔗](#)
VLT® DeviceNet converter MCA194 coated
 VLT® DeviceNet converter MCA194 coated



130B1235 [🔗](#)
VLT® PROFINET MCA 120, coated
 MCA 120 PROFINET interface
 With reinforced coating (class 3C3 / IEC 60721-3-3)
 -Supports operation on PROFINET network with extensive characteristics
 -DCP support for easy setting u. Communication parameters via the PLC
 -on Board web-Page with Drive Status
 -parameterization with the MCT10 software
 - 2-port version, reduced external hardware



130B1012 [🔗](#)
Terminal cover frame A1-A3 with option



130B1008 [🔗](#)
Frame for LCP Control Pad with option



130B1022 [🔗](#)
Accessory bag for framesize A2, A3



130B0295 [🔗](#)
Accessory bag with control card plugs



130B1135 [🔗](#)
VLT® PROFINET MCA 120, uncoated
 MCA 120 PROFINET interface
 -Supports operation on PROFINET network with extensive properties
 -DCP support for easy setting u. Communication parameters via the PLC
 - On Board web-Page with Drive Status
 - Parameterization with the MCT10 software
 - 2 port version, reduced external hardware



x10

130B1073 [🔗](#)
10 pole connector

For more information, please use this link to visit the product page on Danfoss Product Store [🔗](#)

Danfoss can accept no responsibility for possible errors in catalogs, brochures and other printed material. Danfoss reserves the right to alter its products without notice. This also applies to products already on order provided that such alterations can be made without sub-sequential changes being necessary in specifications already agreed. All trademarks in this material are property of the respective companies. Danfoss and the Danfoss logotype are trademarks of Danfoss A/S. All rights reserved.

Spare Parts



x10

130B1072 [🔗](#)**8 pole connector****130B1069** [🔗](#)**Multiple relay 1 plug**

spare, 3 pole connector, relay 1, fc300

**130B1068** [🔗](#)**Multiple relay 2 plug**

spare, 3 pole connector, relay 2, fc300

**130B1067** [🔗](#)**Multiple non-twisted mains plug****130B1064** [🔗](#)**Terminal block for brake and loadsharing**

Terminal block for brake and loadsharing

**130B1097** [🔗](#)**Fan assembly 80x80x25mm coated****130B1088** [🔗](#)**LCP Blindcover, w/ Danfoss logo, IP20/21****134B0286** [🔗](#)**EMC Shield A2, A3****134B1726** [🔗](#)**Control Card with safe stop for FC-302**

NOTE:

The MKII control cards are backward compatible to the old cards but will only work with SW equal or higher than 8.12. If your drive has a customer specific software or a brand labeled software version please order the old control card MKI PN: 130B1109

Image
coming
soon**134B1975** [🔗](#)**Decoupling Plate for fieldbus Cables**

For more information, please use this link to visit the product page on Danfoss Product Store [🔗](#)

Danfoss can accept no responsibility for possible errors in catalogs, brochures and other printed material. Danfoss reserves the right to alter its products without notice. This also applies to products already on order provided that such alterations can be made without sub-sequential changes being necessary in specifications already agreed. All trademarks in this material are property of the respective companies. Danfoss and the Danfoss logotype are trademarks of Danfoss A/S. All rights reserved.


Spare Parts

Image
coming
soon

134B7193 

cable clamp




130B1383 

acc. bag multipack 5 pc frame A2/3
Krones acc. bag multipack 5pcs for A2/3-frame.

Services




131B0052 

FC-302P7K5T5E20H1BGXXXXXXXAXBXCXXXXDX
FC-302P7K5T5E20H1BGXXXXXXXAXBXCXXXXDX
VLT® AutomationDrive FC 300
(FC-) VLT® AutomationDrive FC- 302
(P7K5) 7.5 KW / 10 HP, (5) 380 - 500 VAC,
(E20) IP20 / Chassis,
(H1) RFI Class A1/B (C1), (B) Brake chopper
(G) Graphical Loc. Cont. Panel,
A3

Model code: FC-302P7K5T5E20H1BGXXXXXXXAXBXCXXXXDX


The VLT® AutomationDrive represents a single drive concept that controls the entire range of operations from ordinary to servo like applications on any machine or production line.



130R1121 

DrivePro ExWarr Work Shop PG03 30 months
DrivePro® Standard Extended Warranty provides repair at a Danfoss Drives workshop, or shipment of a replacement product to the site.
You can only order DrivePro® Extended Warranty when purchased with a new drive. For drives previously shipped or purchased; contact your local Danfoss Drives sales office for extended warranty contract options.



130R1120 

DrivePro ExWarr Work Shop PG03 24 months
DrivePro® Standard Extended Warranty provides repair at a Danfoss Drives workshop, or shipment of a replacement product to the site.
You can only order DrivePro® Extended Warranty when purchased with a new drive. For drives previously shipped or purchased; contact your local Danfoss Drives sales office for extended warranty contract options.

For more information, please use this link to visit the product page on Danfoss Product Store 

Danfoss can accept no responsibility for possible errors in catalogs, brochures and other printed material. Danfoss reserves the right to alter its products without notice. This also applies to products already on order provided that such alterations can be made without sub-sequential changes being necessary in specifications already agreed. All trademarks in this material are property of the respective companies. Danfoss and the Danfoss logotype are trademarks of Danfoss A/S. All rights reserved.

Services

**130R1122** [🔗](#)**DrivePro ExWarr Work Shop PG03 36 months**

DrivePro® Standard Extended Warranty provides repair at a Danfoss Drives workshop, or shipment of a replacement product to the site.

You can only order DrivePro® Extended Warranty when purchased with a new drive. For drives previously shipped or purchased; contact your local Danfoss Drives sales office for extended warranty contract options.

**130R1123** [🔗](#)**DrivePro ExWarr Work Shop PG03 42 months**

DrivePro® Standard Extended Warranty provides repair at a Danfoss Drives workshop, or shipment of a replacement product to the site.

You can only order DrivePro® Extended Warranty when purchased with a new drive. For drives previously shipped or purchased; contact your local Danfoss Drives sales office for extended warranty contract options.

**130R1126** [🔗](#)**DrivePro ExWarr Work Shop PG03 60 months**

DrivePro® Standard Extended Warranty provides repair at a Danfoss Drives workshop, or shipment of a replacement product to the site.

You can only order DrivePro® Extended Warranty when purchased with a new drive. For drives previously shipped or purchased; contact your local Danfoss Drives sales office for extended warranty contract options.

**130R1125** [🔗](#)**DrivePro ExWarr Work Shop PG03 54 months**

DrivePro® Standard Extended Warranty provides repair at a Danfoss Drives workshop, or shipment of a replacement product to the site.

You can only order DrivePro® Extended Warranty when purchased with a new drive. For drives previously shipped or purchased; contact your local Danfoss Drives sales office for extended warranty contract options.

**130R1124** [🔗](#)**DrivePro ExWarr Work Shop PG03 48 months**

DrivePro® Standard Extended Warranty provides repair at a Danfoss Drives workshop, or shipment of a replacement product to the site.

You can only order DrivePro® Extended Warranty when purchased with a new drive. For drives previously shipped or purchased; contact your local Danfoss Drives sales office for extended warranty contract options.

**130R1127** [🔗](#)**DrivePro ExWarr Work Shop PG03 66 months**

DrivePro® Standard Extended Warranty provides repair at a Danfoss Drives workshop, or shipment of a replacement product to the site.

You can only order DrivePro® Extended Warranty when purchased with a new drive. For drives previously shipped or purchased; contact your local Danfoss Drives sales office for extended warranty contract options.

For more information, please use this link to visit the product page on Danfoss Product Store [🔗](#)

Danfoss can accept no responsibility for possible errors in catalogs, brochures and other printed material. Danfoss reserves the right to alter its products without notice. This also applies to products already on order provided that such alterations can be made without sub-sequential changes being necessary in specifications already agreed. All trademarks in this material are property of the respective companies. Danfoss and the Danfoss logotype are trademarks of Danfoss A/S. All rights reserved.

Services

**130R1128** [🔗](#)**DrivePro ExWarr Work Shop PG03 72 months**

DrivePro® Standard Extended Warranty provides repair at a Danfoss Drives workshop, or shipment of a replacement product to the site.

You can only order DrivePro® Extended Warranty when purchased with a new drive. For drives previously shipped or purchased; contact your local Danfoss Drives sales office for extended warranty contract options.

**130R1024** [🔗](#)**DrivePro ExWarr Onsite PG03 48 months**

DrivePro® On-site Extended Warranty provides repair at the customer site, or replacement at the customer site.

You can only order DrivePro® Extended Warranty when purchased with a new drive. For drives previously shipped or purchased; contact your local Danfoss Drives sales office for extended warranty contract options.

**130R1025** [🔗](#)**DrivePro ExWarr Onsite PG03 54 months**

DrivePro® On-site Extended Warranty provides repair at the customer site, or replacement at the customer site.

You can only order DrivePro® Extended Warranty when purchased with a new drive. For drives previously shipped or purchased; contact your local Danfoss Drives sales office for extended warranty contract options.

**130R1020** [🔗](#)**DrivePro ExWarr Onsite PG03 24 months**

DrivePro® On-site Extended Warranty provides repair at the customer site, or replacement at the customer site.

You can only order DrivePro® Extended Warranty when purchased with a new drive. For drives previously shipped or purchased; contact your local Danfoss Drives sales office for extended warranty contract options.

**130R1022** [🔗](#)**DrivePro ExWarr Onsite PG03 36 months**

DrivePro® On-site Extended Warranty provides repair at the customer site, or replacement at the customer site.

You can only order DrivePro® Extended Warranty when purchased with a new drive. For drives previously shipped or purchased; contact your local Danfoss Drives sales office for extended warranty contract options.

**130R1021** [🔗](#)**DrivePro ExWarr Onsite PG03 30 months**

DrivePro® On-site Extended Warranty provides repair at the customer site, or replacement at the customer site.

You can only order DrivePro® Extended Warranty when purchased with a new drive. For drives previously shipped or purchased; contact your local Danfoss Drives sales office for extended warranty contract options.

For more information, please use this link to visit the product page on Danfoss Product Store [🔗](#)

Danfoss can accept no responsibility for possible errors in catalogs, brochures and other printed material. Danfoss reserves the right to alter its products without notice. This also applies to products already on order provided that such alterations can be made without sub-sequential changes being necessary in specifications already agreed. All trademarks in this material are property of the respective companies. Danfoss and the Danfoss logotype are trademarks of Danfoss A/S. All rights reserved.

Services



130R1027 [🔗](#)

DrivePro ExWarr Onsite PG03 66 months

DrivePro® On-site Extended Warranty provides repair at the customer site, or replacement at the customer site.

You can only order DrivePro® Extended Warranty when purchased with a new drive. For drives previously shipped or purchased; contact your local Danfoss Drives sales office for extended warranty contract options.



130R1026 [🔗](#)

DrivePro ExWarr Onsite PG03 60 months

DrivePro® On-site Extended Warranty provides repair at the customer site, or replacement at the customer site.

You can only order DrivePro® Extended Warranty when purchased with a new drive. For drives previously shipped or purchased; contact your local Danfoss Drives sales office for extended warranty contract options.



130R1028 [🔗](#)

DrivePro ExWarr Onsite PG03 72 months

DrivePro® On-site Extended Warranty provides repair at the customer site, or replacement at the customer site.

You can only order DrivePro® Extended Warranty when purchased with a new drive. For drives previously shipped or purchased; contact your local Danfoss Drives sales office for extended warranty contract options.



130R1023 [🔗](#)

DrivePro ExWarr Onsite PG03 42 months

DrivePro® On-site Extended Warranty provides repair at the customer site, or replacement at the customer site.

You can only order DrivePro® Extended Warranty when purchased with a new drive. For drives previously shipped or purchased; contact your local Danfoss Drives sales office for extended warranty contract options.



130R1303 [🔗](#)

DrivePro Start-Up unit pre-order small

Comprehensive inspection of the installation with precise parameter tuning. Functional testing of the AC drive-motor system with detailed report. Full training of personnel with complete hand-over of the AC drive system. To start commissioning, the AC drive must be installed and ready for operation. The entire system must be fully operational under normal operation conditions to ensure optimal parameter configuration. Installation and assembly is not included. DrivePro® Start-up is only available during normal working hours and in accordance to prior agreements with the client and operator of the site. General Terms and Conditions of Delivery and Warranty apply.

For more information, please use this link to visit the product page on Danfoss Product Store [🔗](#)

Danfoss can accept no responsibility for possible errors in catalogs, brochures and other printed material. Danfoss reserves the right to alter its products without notice. This also applies to products already on order provided that such alterations can be made without sub-sequential changes being necessary in specifications already agreed. All trademarks in this material are property of the respective companies. Danfoss and the Danfoss logotype are trademarks of Danfoss A/S. All rights reserved.

Services



130R1324 [🔗](#)
DrivePro SU + ctr interface test A,B & C
 DrivePro Start-Up Control interface testing small frame unit



130R1321 [🔗](#)
DrivePro SU + spec. applications A,B & C
 DrivePro Start-Up special applications small frame unit



130R1313 [🔗](#)
DrivePro Start-Up 1 day on-demand small
 tuning. Functional testing of the AC drive-motor system with detailed report. Full training of personnel with complete hand-over of the AC drive system.To start commissioning, the AC drive must be installed and ready for operation. The entire system must be fully operational under normal operation conditions to ensure optimal parameter configuration. Installation and assembly is not included. DrivePro® Start-up is only available during normal working hours and in accordance to prior agreements with the client and operator of the site.General Terms and Conditions of Delivery and Warranty apply.
 Comprehensive inspection of the installation with precise parameter



130R1312 [🔗](#)
DrivePro Start-Up 1 Day Pre-order small
 tuning. Functional testing of the AC drive-motor system with detailed report. Full training of personnel with complete hand-over of the AC drive system.To start commissioning, the AC drive must be installed and ready for operation. The entire system must be fully operational under normal operation conditions to ensure optimal parameter configuration. Installation and assembly is not included. DrivePro® Start-up is only available during normal working hours and in accordance to prior agreements with the client and operator of the site.General Terms and Conditions of Delivery and Warranty apply.
 Comprehensive inspection of the installation with precise parameter



130R1304 [🔗](#)
DrivePro Start-Up unit on-demand small
 tuning. Functional testing of the AC drive-motor system with detailed report. Full training of personnel with complete hand-over of the AC drive system.To start commissioning, the AC drive must be installed and ready for operation. The entire system must be fully operational under normal operation conditions to ensure optimal parameter configuration. Installation and assembly is not included. DrivePro® Start-up is only available during normal working hours and in accordance to prior agreements with the client and operator of the site.General Terms and Conditions of Delivery and Warranty apply.
 Comprehensive inspection of the installation with precise parameter

Image coming soon

130R1380 [🔗](#)
DrivePro Start-Up ½ day pre-order small

For more information, please use this link to visit the product page on Danfoss Product Store [🔗](#)

Danfoss can accept no responsibility for possible errors in catalogs, brochures and other printed material. Danfoss reserves the right to alter its products without notice. This also applies to products already on order provided that such alterations can be made without sub-sequential changes being necessary in specifications already agreed. All trademarks in this material are property of the respective companies. Danfoss and the Danfoss logotype are trademarks of Danfoss A/S. All rights reserved.

Services

Image
coming
soon

130R1381 [🔗](#)

DrivePro Start-up ½ day on-demand small

For more information, please use this link to visit the product page on Danfoss Product Store [🔗](#)

Danfoss can accept no responsibility for possible errors in catalogs, brochures and other printed material. Danfoss reserves the right to alter its products without notice. This also applies to products already on order provided that such alterations can be made without sub-sequential changes being necessary in specifications already agreed. All trademarks in this material are property of the respective companies. Danfoss and the Danfoss logotype are trademarks of Danfoss A/S. All rights reserved.