

Accessories

Appendix

B

This chapter only provides model numbers or part numbers of the accessories, refer to the servo drive catalog for choosing the suitable models.

B.1	Power connector	B-3
B.1.1	F40 - F80 motors	B-3
B.1.2	F100 - F130 motors	B-5
B.1.3	F180 4.5 kW (or below) motors	B-6
B.1.4	F180 5.5 kW (or above) motors	B-7
B.1.5	Brake connector for F100 - F180 motors	B-8
B.2	Power cable	B-9
B.2.1	F40 - F80 motors	B-9
B.2.2	F100 - F130 motors	B-14
B.2.3	F180 4.5 kW (or below) motors	B-16
B.2.4	F180 5.5 kW (or above) motors	B-18
B.2.5	Brake cable for F100 - F180 motors	B-20
B.3	Encoder connector	B-21
B.3.1	F40 - F80 motors	B-21
B.3.2	F100 - F180 motors	B-22
B.4	Encoder cable (incremental type)	B-23
B.4.1	F40 - F80 motors	B-23
B.4.2	F100 - F180 motors	B-24
B.5	Encoder cable (absolute type)	B-26
B.5.1	F40 - F80 motors	B-26
B.5.2	F100 - F180 motors	B-28
B.6	Battery box cable	B-29
B.7	Battery box (absolute type)	B-30
B.8	CN1 connector	B-31
B.9	CN1 quick connector	B-32
B.10	CN1 terminal block module	B-33
B.11	CANopen communication cable	B-35
B.12	CANopen distribution box	B-35
B.13	Ferrite ring	B-36
B.14	B3 / B2 conversion cable	B-36
B.15	CN3 RS-485 splitter	B-37

B.16 CN3 RS-485 / CANopen terminal resistor B-37

B.17 CN4 Mini USB communication module B-38

B.18 Optional accessories B-39

 B.18.1 220V models B-39

 F40 - F80 motors B-39

 F100 - F130 motors B-40

 F180 motors..... B-41

 B.18.2 400V models B-42

 F40 - F80 motors B-42

 F100 - F130 motors B-42

 F180 4.5 kW (or below) motors B-43

 F180 5.5 kW (or above) motors B-44

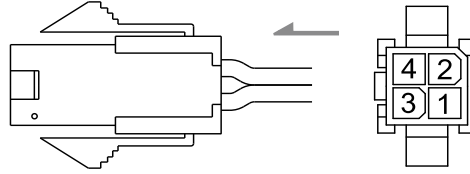
B

B.1 Power connector

B.1.1 F40 - F80 motors

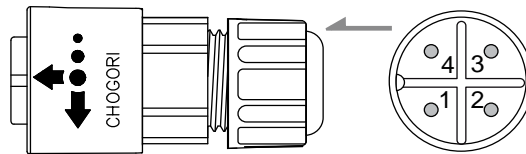
For A3 / B3 non-brake motors (standard connector; applicable to 220V and 400V models)

Delta model number: ACS3-CAPW1000



For A3 / B3 non-brake motors (CHOGORI connector; applicable to 220V models)

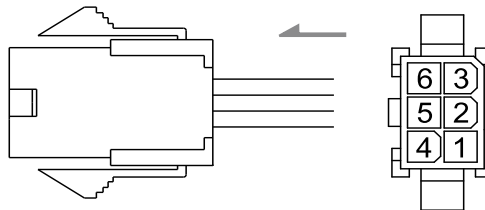
Delta model number: ACS3-CNPW1A00



Note: refer to Section 3.1.7 Wiring for waterproof connectors for more information.

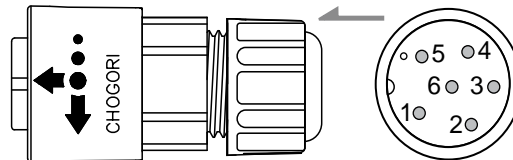
For A3 / B3 brake motors (standard connector; applicable to 220V and 400V models)

Delta model number: ACS3-CAPW2000



For A3 / B3 brake motors (CHOGORI connector; applicable to 220V models)

Delta model number: ACS3-CNPW2A00



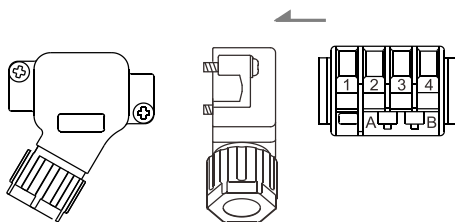
Note: refer to Section 3.1.7 Wiring for waterproof connectors for more information.

B

B

For B3 brake / non-brake motors (bulkhead connector - cable exit direction towards motor shaft; applicable to 220V models)

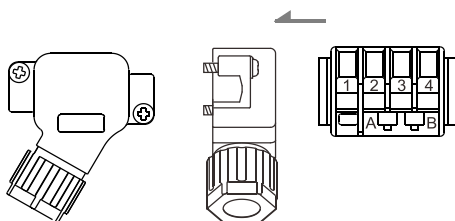
Delta model number: ACS3-AFPWSS00



Note: refer to Section 3.1.7 Wiring for waterproof connectors for more information.

For B3 brake / non-brake motors (bulkhead connector - cable exit direction towards encoder; applicable to 220V models)

Delta model number: ACS3-ABPWSS00

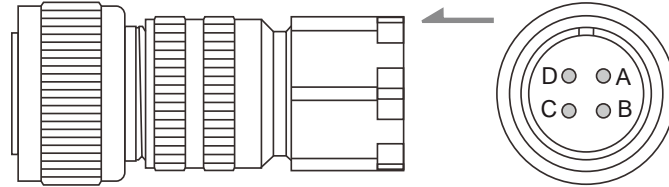


Note: refer to Section 3.1.7 Wiring for waterproof connectors for more information.

B.1.2 F100 - F130 motors

For B3 non-brake motors (straight military connector; applicable to 220V and 400V models)

Delta model number: ACS3-CAPWA000

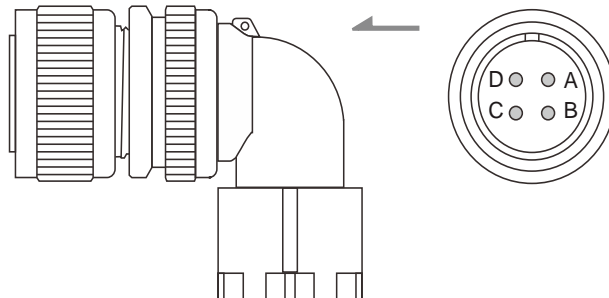


Note:

1. Refer to Section 3.1.7 Wiring for waterproof connectors for more information.
2. For the B3 series brake motors, you need to purchase this connector and the brake connector for F100 - F180 motors listed in Section B.1.5.

For B3 non-brake motors (right angle military connector; applicable to 220V and 400V models)

Delta model number: ACS3-CRPWA000



Note:

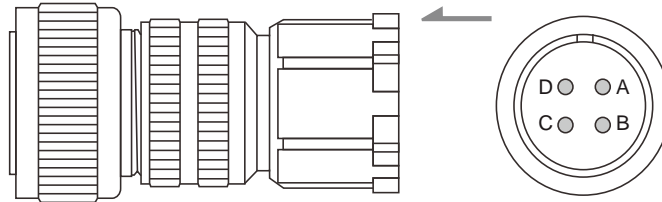
1. Refer to Section 3.1.7 Wiring for waterproof connectors for more information.
2. For the B3 series brake motors, you need to purchase this connector and the brake connector for F100 - F180 motors listed in Section B.1.5.

B

B.1.3 F180 4.5 kW (or below) motors

For B3 non-brake motors (straight military connector; applicable to 220V and 400V models)

Delta model number: ACS3-CAPWC000

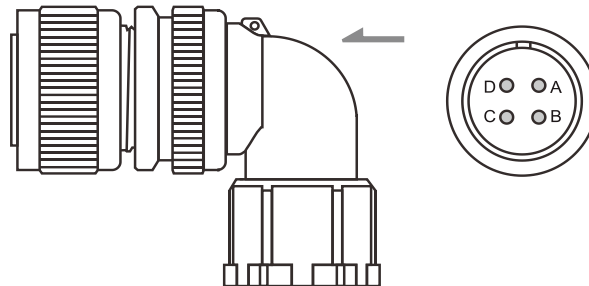


Note:

1. Refer to Section 3.1.7 Wiring for waterproof connectors for more information.
2. For the B3 series brake motors, you need to purchase this connector and the brake connector for F100 - F180 motors listed in Section B.1.5.

For B3 non-brake motors (right angle military connector; applicable to 220V and 400V models)

Delta model number: ACS3-CRPWC000



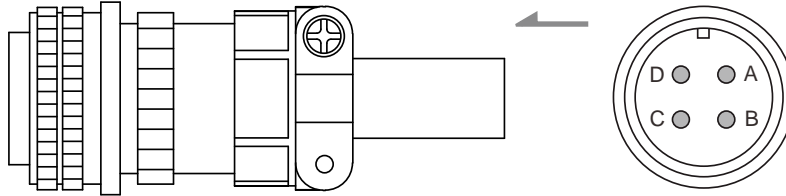
Note:

1. Refer to Section 3.1.7 Wiring for waterproof connectors for more information.
2. For the B3 series brake motors, you need to purchase this connector and the brake connector for F100 - F180 motors listed in Section B.1.5.

B.1.4 F180 5.5 kW (or above) motors

For B3 non-brake motors (straight military connector; applicable to 220V and 400V models)

Delta model number: ACS3-CAPWE000

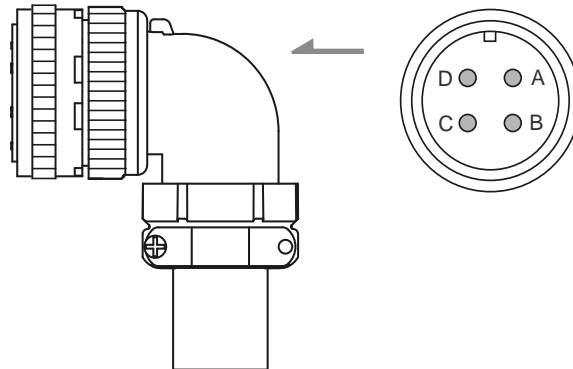


Note:

1. Refer to Section 3.1.7 Wiring for waterproof connectors for more information.
2. For the B3 series brake motors, you need to purchase this connector and the brake connector for F100 - F180 motors listed in Section B.1.5.

For B3 non-brake motors (right angle military connector; applicable to 220V and 400V models)

Delta model number: ACS3-CRPWE000



Note:

1. Refer to Section 3.1.7 Wiring for waterproof connectors for more information.
2. For the B3 series brake motors, you need to purchase this connector and the brake connector for F100 - F180 motors listed in Section B.1.5.

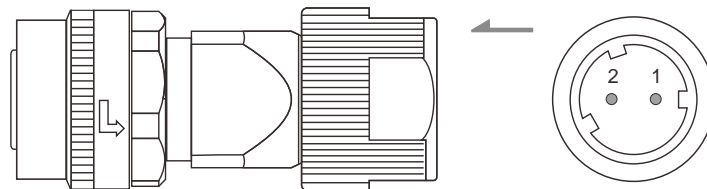
B

B

B.1.5 Brake connector for F100 - F180 motors

For B3 brake motors (straight military connector; applicable to 220V and 400V models)

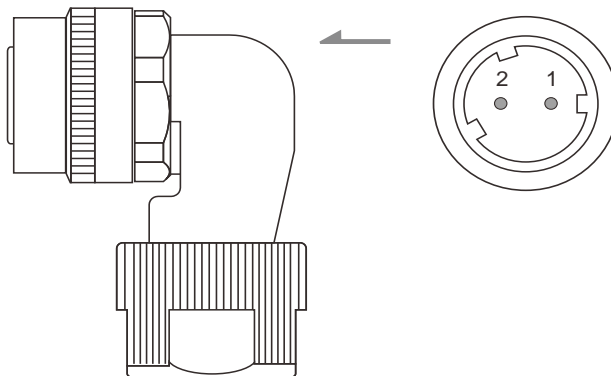
Delta model number: ACS3-CABRA000



Note: refer to Section 3.1.7 Wiring for waterproof connectors for more information.

For B3 brake motors (right angle military connector; applicable to 220V and 400V models)

Delta model number: ACS3-CRBRA000

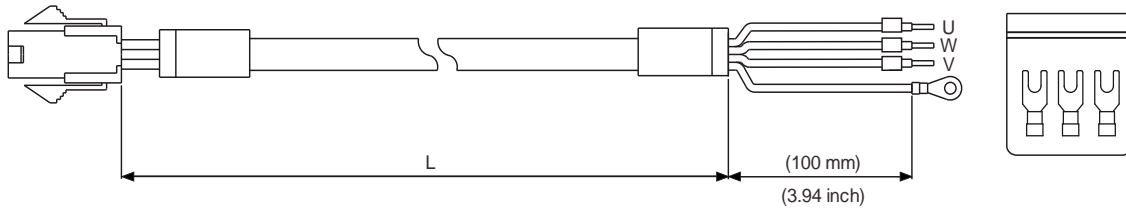


Note: refer to Section 3.1.7 Wiring for waterproof connectors for more information.

B.2 Power cable

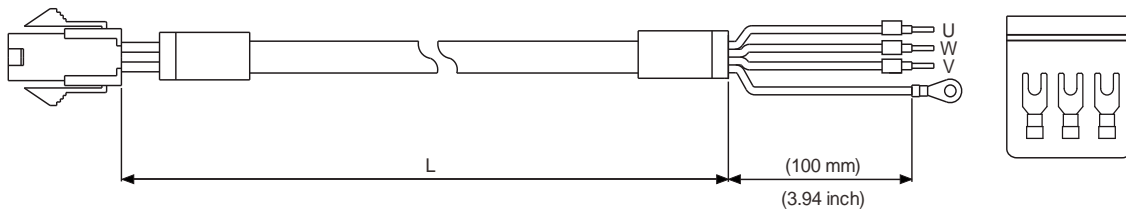
B.2.1 F40 - F80 motors

For A3 / B3 non-brake motors (standard connector; applicable to 220V models)



Cable type	Model number	UVW wire diameter	L	
		AWG (mm ²)	mm	inch
Standard	ACS3-CAPW1103	18 (0.82)	3000 ± 50	118 ± 2
	ACS3-CAPW1105	18 (0.82)	5000 ± 50	197 ± 2
	ACS3-CAPW1110	18 (0.82)	10000 ± 100	394 ± 4
	ACS3-CAPW1120	18 (0.82)	20000 ± 100	787 ± 4
Flexible	ACS3-CAPF1103	18 (0.82)	3000 ± 50	118 ± 2
	ACS3-CAPF1105	18 (0.82)	5000 ± 50	197 ± 2
	ACS3-CAPF1110	18 (0.82)	10000 ± 100	394 ± 4
	ACS3-CAPF1120	18 (0.82)	20000 ± 100	787 ± 4

For A3 / B3 non-brake motors (standard connector; applicable to 400V models)

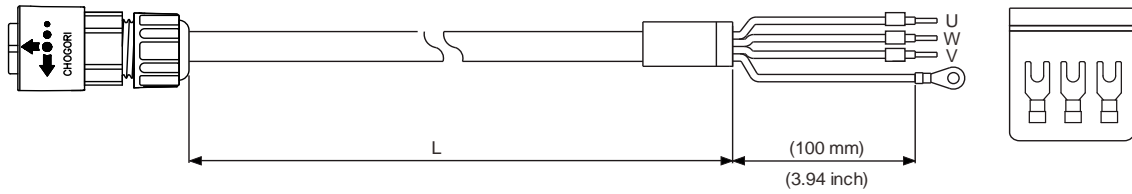


Cable type	Model number	UVW wire diameter	L	
		AWG (mm ²)	mm	inch
Standard	ACS3-CAPW3103	18 (0.82)	3000 ± 50	118 ± 2
	ACS3-CAPW3105	18 (0.82)	5000 ± 50	197 ± 2
	ACS3-CAPW3110	18 (0.82)	10000 ± 100	394 ± 4
	ACS3-CAPW3120	18 (0.82)	20000 ± 100	787 ± 4
Flexible	ACS3-CAPF3103	18 (0.82)	3000 ± 50	118 ± 2
	ACS3-CAPF3105	18 (0.82)	5000 ± 50	197 ± 2
	ACS3-CAPF3110	18 (0.82)	10000 ± 100	394 ± 4
	ACS3-CAPF3120	18 (0.82)	20000 ± 100	787 ± 4

B

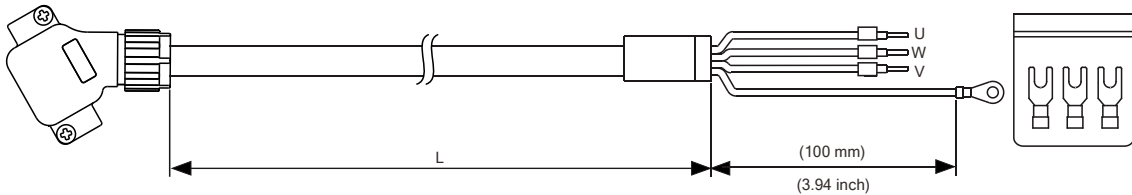
B

For A3 / B3 non-brake motors (CHOGORI connector; applicable to 220V models)



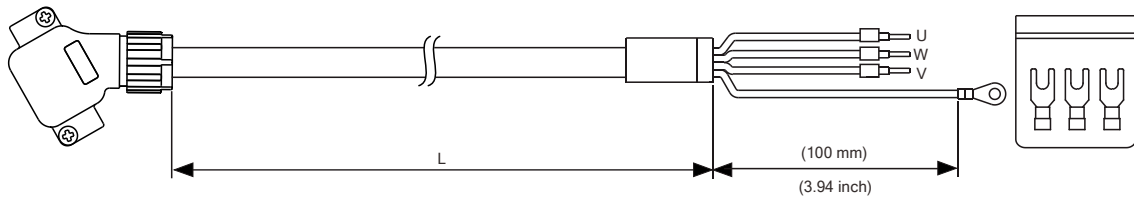
Cable type	Model number	UVW wire diameter	L	
		AWG (mm ²)	mm	inch
Standard	ACS3-CAPW5103	18 (0.82)	3000 ± 50	118 ± 2
	ACS3-CAPW5105	18 (0.82)	5000 ± 50	197 ± 2
	ACS3-CAPW5110	18 (0.82)	10000 ± 100	394 ± 4
	ACS3-CAPW5120	18 (0.82)	20000 ± 100	787 ± 4
Flexible	ACS3-CAPF5103	18 (0.82)	3000 ± 50	118 ± 2
	ACS3-CAPF5105	18 (0.82)	5000 ± 50	197 ± 2
	ACS3-CAPF5110	18 (0.82)	10000 ± 100	394 ± 4
	ACS3-CAPF5120	18 (0.82)	20000 ± 100	787 ± 4

For B3 non-brake motors (bulkhead connector - cable exit direction towards motor shaft; applicable to 220V models)



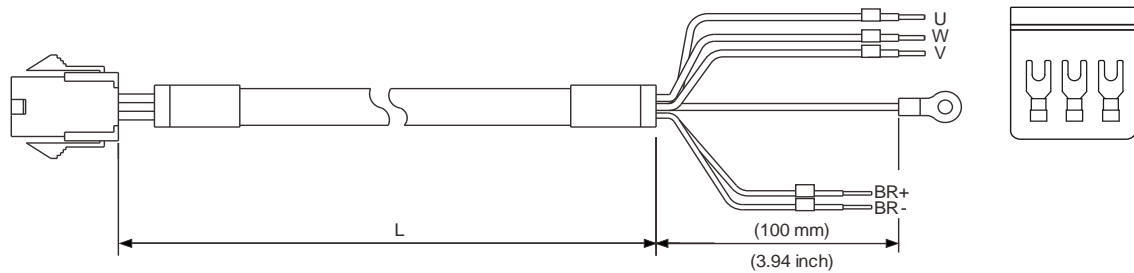
Cable type	Model number	UVW wire diameter	L	
		AWG (mm ²)	mm	inch
Standard	ACS3-AFPWSR03	20 (0.5)	3000 ± 50	118 ± 2
	ACS3-AFPWSR05	20 (0.5)	5000 ± 50	197 ± 2
	ACS3-AFPWSR10	20 (0.5)	10000 ± 100	394 ± 4
	ACS3-AFPWSR20	20 (0.5)	20000 ± 100	787 ± 4
Flexible	ACS3-AFPRSR03	20 (0.5)	3000 ± 50	118 ± 2
	ACS3-AFPRSR05	20 (0.5)	5000 ± 50	197 ± 2
	ACS3-AFPRSR10	20 (0.5)	10000 ± 100	394 ± 4
	ACS3-AFPRSR20	20 (0.5)	20000 ± 100	787 ± 4

For B3 non-brake motors (bulkhead connector - cable exit direction towards encoder; applicable to 220V models)



Cable type	Model number	UVW wire diameter	L	
		AWG (mm ²)	mm	inch
Standard	ACS3-ABPWSR03	20 (0.5)	3000 ± 50	118 ± 2
	ACS3-ABPWSR05	20 (0.5)	5000 ± 50	197 ± 2
	ACS3-ABPWSR10	20 (0.5)	10000 ± 100	394 ± 4
	ACS3-ABPWSR20	20 (0.5)	20000 ± 100	787 ± 4
Flexible	ACS3-ABPRSR03	20 (0.5)	3000 ± 50	118 ± 2
	ACS3-ABPRSR05	20 (0.5)	5000 ± 50	197 ± 2
	ACS3-ABPRSR10	20 (0.5)	10000 ± 100	394 ± 4
	ACS3-ABPRSR20	20 (0.5)	20000 ± 100	787 ± 4

For A3 / B3 brake motors (standard connector; applicable to 220V and 400V models)

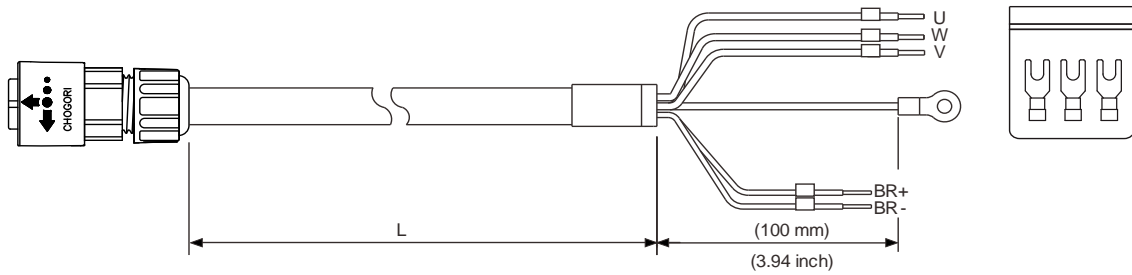


Cable type	Model number	UVW wire diameter	Brake wire diameter	L	
		AWG (mm ²)		mm	inch
Standard	ACS3-CAPW2103	18 (0.82)	22 (0.3)	3000 ± 50	118 ± 2
	ACS3-CAPW2105	18 (0.82)	22 (0.3)	5000 ± 50	197 ± 2
	ACS3-CAPW2110	18 (0.82)	22 (0.3)	10000 ± 100	394 ± 4
	ACS3-CAPW2120	18 (0.82)	22 (0.3)	20000 ± 100	787 ± 4
Flexible	ACS3-CAPF2103	18 (0.82)	22 (0.3)	3000 ± 50	118 ± 2
	ACS3-CAPF2105	18 (0.82)	22 (0.3)	5000 ± 50	197 ± 2
	ACS3-CAPF2110	18 (0.82)	22 (0.3)	10000 ± 100	394 ± 4
	ACS3-CAPF2120	18 (0.82)	22 (0.3)	20000 ± 100	787 ± 4

B

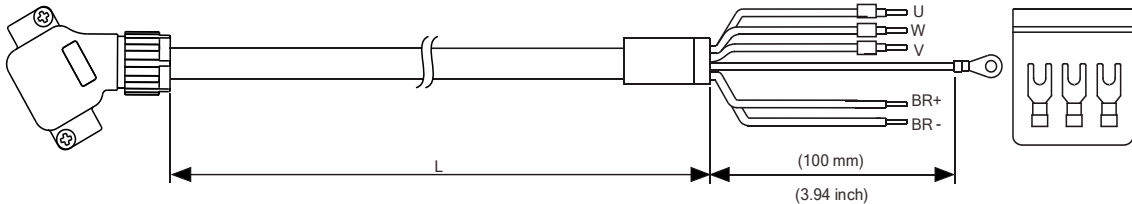
B

For A3 / B3 brake motors (CHOGORI connector; applicable to 220V models)



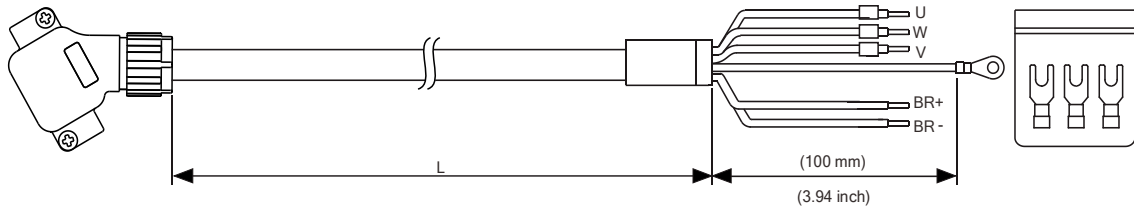
Cable type	Model number	UVW wire diameter	Brake wire diameter	L	
		AWG (mm ²)		mm	inch
Standard	ACS3-CAPW6103	18 (0.82)	22 (0.3)	3000 ± 50	118 ± 2
	ACS3-CAPW6105	18 (0.82)	22 (0.3)	5000 ± 50	197 ± 2
	ACS3-CAPW6110	18 (0.82)	22 (0.3)	10000 ± 100	394 ± 4
	ACS3-CAPW6120	18 (0.82)	22 (0.3)	20000 ± 100	787 ± 4
Flexible	ACS3-CAPF6103	18 (0.82)	22 (0.3)	3000 ± 50	118 ± 2
	ACS3-CAPF6105	18 (0.82)	22 (0.3)	5000 ± 50	197 ± 2
	ACS3-CAPF6110	18 (0.82)	22 (0.3)	10000 ± 100	394 ± 4
	ACS3-CAPF6120	18 (0.82)	22 (0.3)	20000 ± 100	787 ± 4

For B3 brake motors (bulkhead connector - cable exit direction towards motor shaft; applicable to 220V models)



Cable type	Model number	UVW wire diameter	Brake wire diameter	L	
		AWG (mm ²)		mm	inch
Standard	ACS3-AFPWSS03	20 (0.5)	24 (0.2)	3000 ± 50	118 ± 2
	ACS3-AFPWSS05	20 (0.5)	24 (0.2)	5000 ± 50	197 ± 2
	ACS3-AFPWSS10	20 (0.5)	24 (0.2)	10000 ± 100	394 ± 4
	ACS3-AFPWSS20	20 (0.5)	24 (0.2)	20000 ± 100	787 ± 4
Flexible	ACS3-AFPRSS03	20 (0.5)	24 (0.2)	3000 ± 50	118 ± 2
	ACS3-AFPRSS05	20 (0.5)	24 (0.2)	5000 ± 50	197 ± 2
	ACS3-AFPRSS10	20 (0.5)	24 (0.2)	10000 ± 100	394 ± 4
	ACS3-AFPRSS20	20 (0.5)	24 (0.2)	20000 ± 100	787 ± 4

For B3 brake motors (bulkhead connector - cable exit direction towards encoder;
applicable to 220V models)



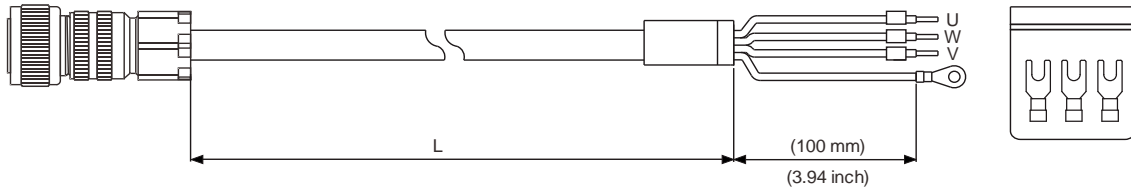
B

Cable type	Model number	UVW wire diameter	Brake wire diameter	L	
		AWG (mm ²)		mm	inch
Standard	ACS3-ABPWSS03	20 (0.5)	24 (0.2)	3000 ± 50	118 ± 2
	ACS3-ABPWSS05	20 (0.5)	24 (0.2)	5000 ± 50	197 ± 2
	ACS3-ABPWSS10	20 (0.5)	24 (0.2)	10000 ± 100	394 ± 4
	ACS3-ABPWSS20	20 (0.5)	24 (0.2)	20000 ± 100	787 ± 4
Flexible	ACS3-ABPRSS03	20 (0.5)	24 (0.2)	3000 ± 50	118 ± 2
	ACS3-ABPRSS05	20 (0.5)	24 (0.2)	5000 ± 50	197 ± 2
	ACS3-ABPRSS10	20 (0.5)	24 (0.2)	10000 ± 100	394 ± 4
	ACS3-ABPRSS20	20 (0.5)	24 (0.2)	20000 ± 100	787 ± 4

B.2.2 F100 - F130 motors

For B3 non-brake motors (straight military connector; applicable to 220V and 400V models)

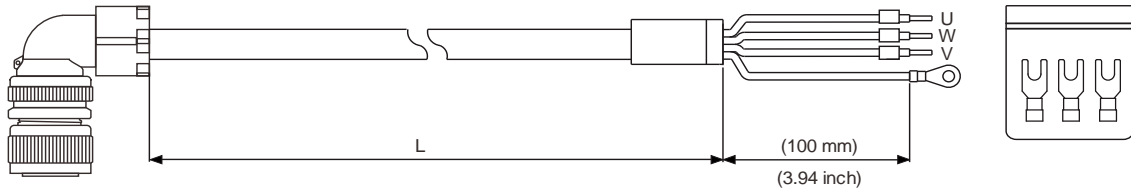
B



Cable type	Model number	Connector	Wire diameter	L	
			AWG (mm ²)	mm	inch
Standard	ACS3-CAPWA203	3106A-18-10S	16 (1.3)	3000 ± 50	118 ± 2
	ACS3-CAPWA205	3106A-18-10S	16 (1.3)	5000 ± 50	197 ± 2
	ACS3-CAPWA210	3106A-18-10S	16 (1.3)	10000 ± 100	394 ± 4
	ACS3-CAPWA220	3106A-18-10S	16 (1.3)	20000 ± 100	787 ± 4
	ACS3-CAPWA303	3106A-18-10S	14 (2.1)	3000 ± 50	118 ± 2
	ACS3-CAPWA305	3106A-18-10S	14 (2.1)	5000 ± 50	197 ± 2
	ACS3-CAPWA310	3106A-18-10S	14 (2.1)	10000 ± 100	394 ± 4
	ACS3-CAPWA320	3106A-18-10S	14 (2.1)	20000 ± 100	787 ± 4
Flexible	ACS3-CAPFA203	3106A-18-10S	16 (1.3)	3000 ± 50	118 ± 2
	ACS3-CAPFA205	3106A-18-10S	16 (1.3)	5000 ± 50	197 ± 2
	ACS3-CAPFA210	3106A-18-10S	16 (1.3)	10000 ± 100	394 ± 4
	ACS3-CAPFA220	3106A-18-10S	16 (1.3)	20000 ± 100	787 ± 4
	ACS3-CAPFA303	3106A-18-10S	14 (2.1)	3000 ± 50	118 ± 2
	ACS3-CAPFA305	3106A-18-10S	14 (2.1)	5000 ± 50	197 ± 2
	ACS3-CAPFA310	3106A-18-10S	14 (2.1)	10000 ± 100	394 ± 4
	ACS3-CAPFA320	3106A-18-10S	14 (2.1)	20000 ± 100	787 ± 4

Note: brake cables are sold separately. Refer to Section B.2.5.

For B3 non-brake motors (right angle military connector; applicable to 220V and 400V models)



B

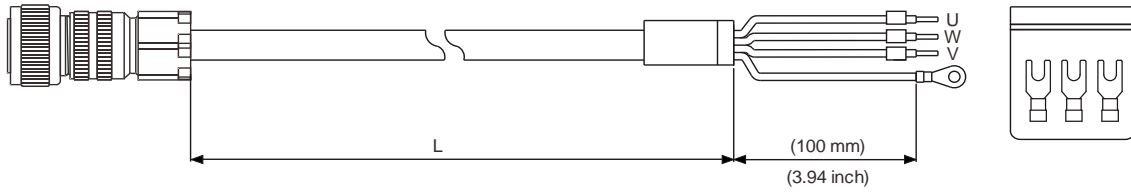
Cable type	Model number	Connector	Wire diameter	L	
			AWG (mm ²)	mm	inch
Standard	ACS3-CRPWA203	3108A-18-10S	16 (1.3)	3000 ± 50	118 ± 2
	ACS3-CRPWA205	3108A-18-10S	16 (1.3)	5000 ± 50	197 ± 2
	ACS3-CRPWA210	3108A-18-10S	16 (1.3)	10000 ± 100	394 ± 4
	ACS3-CRPWA220	3108A-18-10S	16 (1.3)	20000 ± 100	787 ± 4
	ACS3-CRPWA303	3108A-18-10S	14 (2.1)	3000 ± 50	118 ± 2
	ACS3-CRPWA305	3108A-18-10S	14 (2.1)	5000 ± 50	197 ± 2
	ACS3-CRPWA310	3108A-18-10S	14 (2.1)	10000 ± 100	394 ± 4
	ACS3-CRPWA320	3108A-18-10S	14 (2.1)	20000 ± 100	787 ± 4
Flexible	ACS3-CRPFA203	3108A-18-10S	16 (1.3)	3000 ± 50	118 ± 2
	ACS3-CRPFA205	3108A-18-10S	16 (1.3)	5000 ± 50	197 ± 2
	ACS3-CRPFA210	3108A-18-10S	16 (1.3)	10000 ± 100	394 ± 4
	ACS3-CRPFA220	3108A-18-10S	16 (1.3)	20000 ± 100	787 ± 4
	ACS3-CRPFA303	3108A-18-10S	14 (2.1)	3000 ± 50	118 ± 2
	ACS3-CRPFA305	3108A-18-10S	14 (2.1)	5000 ± 50	197 ± 2
	ACS3-CRPFA310	3108A-18-10S	14 (2.1)	10000 ± 100	394 ± 4
	ACS3-CRPFA320	3108A-18-10S	14 (2.1)	20000 ± 100	787 ± 4

Note: brake cables are sold separately. Refer to Section B.2.5.

B.2.3 F180 4.5 kW (or below) motors

For B3 non-brake motors (straight military connector; applicable to 220V and 400V models)

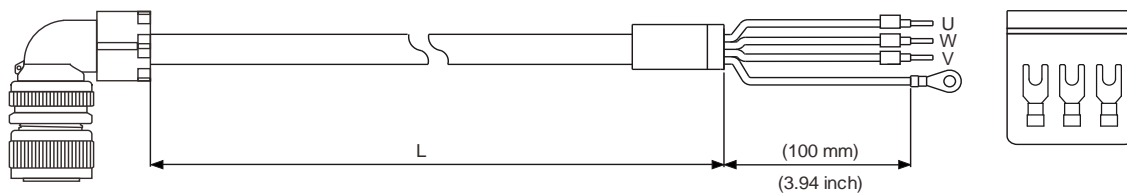
B



Cable type	Model number	Connector	Wire diameter AWG (mm ²)	L	
				mm	inch
Standard	ACS3-CAPWC303	3106A-22-22S	14 (2.1)	3000 ± 50	118 ± 2
	ACS3-CAPWC305	3106A-22-22S	14 (2.1)	5000 ± 50	197 ± 2
	ACS3-CAPWC310	3106A-22-22S	14 (2.1)	10000 ± 100	394 ± 4
	ACS3-CAPWC320	3106A-22-22S	14 (2.1)	20000 ± 100	787 ± 4
	ACS3-CAPWC403	3106A-22-22S	12 (3.3)	3000 ± 50	118 ± 2
	ACS3-CAPWC405	3106A-22-22S	12 (3.3)	5000 ± 50	197 ± 2
	ACS3-CAPWC410	3106A-22-22S	12 (3.3)	10000 ± 100	394 ± 4
	ACS3-CAPWC420	3106A-22-22S	12 (3.3)	20000 ± 100	787 ± 4
	ACS3-CAPWC503	3106A-22-22S	10 (5.3)	3000 ± 50	118 ± 2
	ACS3-CAPWC505	3106A-22-22S	10 (5.3)	5000 ± 50	197 ± 2
	ACS3-CAPWC510	3106A-22-22S	10 (5.3)	10000 ± 100	394 ± 4
	ACS3-CAPWC520	3106A-22-22S	10 (5.3)	20000 ± 100	787 ± 4
	ACS3-CAPWC603	3106A-22-22S	8 (8.4)	3000 ± 50	118 ± 2
	ACS3-CAPWC605	3106A-22-22S	8 (8.4)	5000 ± 50	197 ± 2
	ACS3-CAPWC610	3106A-22-22S	8 (8.4)	10000 ± 100	394 ± 4
	ACS3-CAPWC620	3106A-22-22S	8 (8.4)	20000 ± 100	787 ± 4
Flexible	ACS3-CAPFC303	3106A-22-22S	14 (2.1)	3000 ± 50	118 ± 2
	ACS3-CAPFC305	3106A-22-22S	14 (2.1)	5000 ± 50	197 ± 2
	ACS3-CAPFC310	3106A-22-22S	14 (2.1)	10000 ± 100	394 ± 4
	ACS3-CAPFC320	3106A-22-22S	14 (2.1)	20000 ± 100	787 ± 4
	ACS3-CAPFC403	3106A-22-22S	12 (3.3)	3000 ± 50	118 ± 2
	ACS3-CAPFC405	3106A-22-22S	12 (3.3)	5000 ± 50	197 ± 2
	ACS3-CAPFC410	3106A-22-22S	12 (3.3)	10000 ± 100	394 ± 4
	ACS3-CAPFC420	3106A-22-22S	12 (3.3)	20000 ± 100	787 ± 4
	ACS3-CAPFC503	3106A-22-22S	10 (5.3)	3000 ± 50	118 ± 2
	ACS3-CAPFC505	3106A-22-22S	10 (5.3)	5000 ± 50	197 ± 2
	ACS3-CAPFC510	3106A-22-22S	10 (5.3)	10000 ± 100	394 ± 4
	ACS3-CAPFC520	3106A-22-22S	10 (5.3)	20000 ± 100	787 ± 4
	ACS3-CAPFC603	3106A-22-22S	8 (8.4)	3000 ± 50	118 ± 2
	ACS3-CAPFC605	3106A-22-22S	8 (8.4)	5000 ± 50	197 ± 2
	ACS3-CAPFC610	3106A-22-22S	8 (8.4)	10000 ± 100	394 ± 4
	ACS3-CAPFC620	3106A-22-22S	8 (8.4)	20000 ± 100	787 ± 4

Note: brake cables are sold separately. Refer to Section B.2.5.

For B3 non-brake motors (right angle military connector; applicable to 220V and 400V models)



B

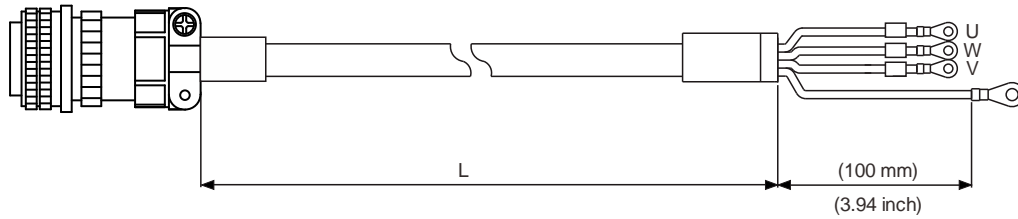
Cable type	Model number	Connector	Wire diameter	L	
			AWG (mm ²)	mm	inch
Standard	ACS3-CRPWC303	3108A-22-22S	14 (2.1)	3000 ± 50	118 ± 2
	ACS3-CRPWC305	3108A-22-22S	14 (2.1)	5000 ± 50	197 ± 2
	ACS3-CRPWC310	3108A-22-22S	14 (2.1)	10000 ± 100	394 ± 4
	ACS3-CRPWC320	3108A-22-22S	14 (2.1)	20000 ± 100	787 ± 4
	ACS3-CRPWC403	3108A-22-22S	12 (3.3)	3000 ± 50	118 ± 2
	ACS3-CRPWC405	3108A-22-22S	12 (3.3)	5000 ± 50	197 ± 2
	ACS3-CRPWC410	3108A-22-22S	12 (3.3)	10000 ± 100	394 ± 4
	ACS3-CRPWC420	3108A-22-22S	12 (3.3)	20000 ± 100	787 ± 4
	ACS3-CRPWC503	3108A-22-22S	10 (5.3)	3000 ± 50	118 ± 2
	ACS3-CRPWC505	3108A-22-22S	10 (5.3)	5000 ± 50	197 ± 2
	ACS3-CRPWC510	3108A-22-22S	10 (5.3)	10000 ± 100	394 ± 4
	ACS3-CRPWC520	3108A-22-22S	10 (5.3)	20000 ± 100	787 ± 4
	ACS3-CRPWC603	3108A-22-22S	8 (8.4)	3000 ± 50	118 ± 2
	ACS3-CRPWC605	3108A-22-22S	8 (8.4)	5000 ± 50	197 ± 2
	ACS3-CRPWC610	3108A-22-22S	8 (8.4)	10000 ± 100	394 ± 4
	ACS3-CRPWC620	3108A-22-22S	8 (8.4)	20000 ± 100	787 ± 4
Flexible	ACS3-CRPFC303	3108A-22-22S	14 (2.1)	3000 ± 50	118 ± 2
	ACS3-CRPFC305	3108A-22-22S	14 (2.1)	5000 ± 50	197 ± 2
	ACS3-CRPFC310	3108A-22-22S	14 (2.1)	10000 ± 100	394 ± 4
	ACS3-CRPFC320	3108A-22-22S	14 (2.1)	20000 ± 100	787 ± 4
	ACS3-CRPFC403	3108A-22-22S	12 (3.3)	3000 ± 50	118 ± 2
	ACS3-CRPFC405	3108A-22-22S	12 (3.3)	5000 ± 50	197 ± 2
	ACS3-CRPFC410	3108A-22-22S	12 (3.3)	10000 ± 100	394 ± 4
	ACS3-CRPFC420	3108A-22-22S	12 (3.3)	20000 ± 100	787 ± 4
	ACS3-CRPFC503	3108A-22-22S	10 (5.3)	3000 ± 50	118 ± 2
	ACS3-CRPFC505	3108A-22-22S	10 (5.3)	5000 ± 50	197 ± 2
	ACS3-CRPFC510	3108A-22-22S	10 (5.3)	10000 ± 100	394 ± 4
	ACS3-CRPFC520	3108A-22-22S	10 (5.3)	20000 ± 100	787 ± 4
	ACS3-CRPFC603	3108A-22-22S	8 (8.4)	3000 ± 50	118 ± 2
	ACS3-CRPFC605	3108A-22-22S	8 (8.4)	5000 ± 50	197 ± 2
	ACS3-CRPFC610	3108A-22-22S	8 (8.4)	10000 ± 100	394 ± 4
	ACS3-CRPFC620	3108A-22-22S	8 (8.4)	20000 ± 100	787 ± 4

Note: brake cables are sold separately. Refer to Section B.2.5.

B.2.4 F180 5.5 kW (or above) motors

For B3 non-brake motors (straight military connector; applicable to 220V and 400V models)

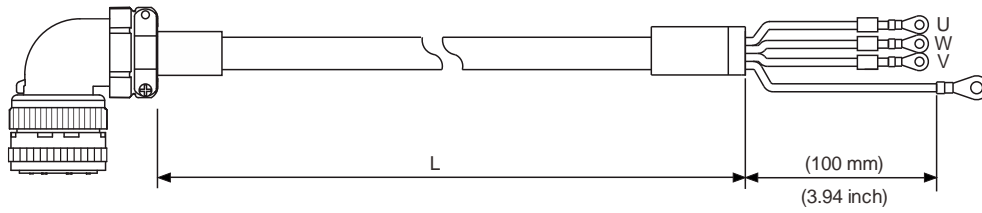
B



Cable type	Model number	Connector	Wire diameter	L	
			AWG (mm ²)	mm	inch
Standard	ACS3-CAPWE603	3106A-32-17S	8 (8.4)	3000 ± 50	118 ± 2
	ACS3-CAPWE605	3106A-32-17S	8 (8.4)	5000 ± 50	197 ± 2
	ACS3-CAPWE610	3106A-32-17S	8 (8.4)	10000 ± 100	394 ± 4
	ACS3-CAPWE620	3106A-32-17S	8 (8.4)	20000 ± 100	787 ± 4
	ACS3-CAPWE703	3106A-32-17S	6 (13.3)	3000 ± 50	118 ± 2
	ACS3-CAPWE705	3106A-32-17S	6 (13.3)	5000 ± 50	197 ± 2
	ACS3-CAPWE710	3106A-32-17S	6 (13.3)	10000 ± 100	394 ± 4
	ACS3-CAPWE720	3106A-32-17S	6 (13.3)	20000 ± 100	787 ± 4
	ACS3-CAPWE803	3106A-32-17S	4 (21.2)	3000 ± 50	118 ± 2
	ACS3-CAPWE805	3106A-32-17S	4 (21.2)	5000 ± 50	197 ± 2
	ACS3-CAPWE810	3106A-32-17S	4 (21.2)	10000 ± 100	394 ± 4
	ACS3-CAPWE820	3106A-32-17S	4 (21.2)	20000 ± 100	787 ± 4
Flexible	ACS3-CAPFE603	3106A-32-17S	8 (8.4)	3000 ± 50	118 ± 2
	ACS3-CAPFE605	3106A-32-17S	8 (8.4)	5000 ± 50	197 ± 2
	ACS3-CAPFE610	3106A-32-17S	8 (8.4)	10000 ± 100	394 ± 4
	ACS3-CAPFE620	3106A-32-17S	8 (8.4)	20000 ± 100	787 ± 4
	ACS3-CAPFE703	3106A-32-17S	6 (13.3)	3000 ± 50	118 ± 2
	ACS3-CAPFE705	3106A-32-17S	6 (13.3)	5000 ± 50	197 ± 2
	ACS3-CAPFE710	3106A-32-17S	6 (13.3)	10000 ± 100	394 ± 4
	ACS3-CAPFE720	3106A-32-17S	6 (13.3)	20000 ± 100	787 ± 4
	ACS3-CAPFE803	3106A-32-17S	4 (21.2)	3000 ± 50	118 ± 2
	ACS3-CAPFE805	3106A-32-17S	4 (21.2)	5000 ± 50	197 ± 2
	ACS3-CAPFE810	3106A-32-17S	4 (21.2)	10000 ± 100	394 ± 4
	ACS3-CAPFE820	3106A-32-17S	4 (21.2)	20000 ± 100	787 ± 4

Note: brake cables are sold separately. Refer to Section B.2.5.

For B3 non-brake motors (right angle military connector; applicable to 220V and 400V models)



B

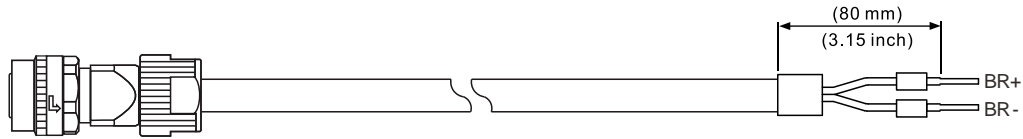
Cable type	Model number	Connector	Wire diameter	L	
			AWG (mm ²)	mm	inch
Standard	ACS3-CRPWE603	3108A-32-17S	8 (8.4)	3000 ± 50	118 ± 2
	ACS3-CRPWE605	3108A-32-17S	8 (8.4)	5000 ± 50	197 ± 2
	ACS3-CRPWE610	3108A-32-17S	8 (8.4)	10000 ± 100	394 ± 4
	ACS3-CRPWE620	3108A-32-17S	8 (8.4)	20000 ± 100	787 ± 4
	ACS3-CRPWE703	3108A-32-17S	6 (13.3)	3000 ± 50	118 ± 2
	ACS3-CRPWE705	3108A-32-17S	6 (13.3)	5000 ± 50	197 ± 2
	ACS3-CRPWE710	3108A-32-17S	6 (13.3)	10000 ± 100	394 ± 4
	ACS3-CRPWE720	3108A-32-17S	6 (13.3)	20000 ± 100	787 ± 4
	ACS3-CRPWE803	3108A-32-17S	4 (21.2)	3000 ± 50	118 ± 2
	ACS3-CRPWE805	3108A-32-17S	4 (21.2)	5000 ± 50	197 ± 2
	ACS3-CRPWE810	3108A-32-17S	4 (21.2)	10000 ± 100	394 ± 4
	ACS3-CRPWE820	3108A-32-17S	4 (21.2)	20000 ± 100	787 ± 4
Flexible	ACS3-CRPFE603	3108A-32-17S	8 (8.4)	3000 ± 50	118 ± 2
	ACS3-CRPFE605	3108A-32-17S	8 (8.4)	5000 ± 50	197 ± 2
	ACS3-CRPFE610	3108A-32-17S	8 (8.4)	10000 ± 100	394 ± 4
	ACS3-CRPFE620	3108A-32-17S	8 (8.4)	20000 ± 100	787 ± 4
	ACS3-CRPFE703	3108A-32-17S	6 (13.3)	3000 ± 50	118 ± 2
	ACS3-CRPFE705	3108A-32-17S	6 (13.3)	5000 ± 50	197 ± 2
	ACS3-CRPFE710	3108A-32-17S	6 (13.3)	10000 ± 100	394 ± 4
	ACS3-CRPFE720	3108A-32-17S	6 (13.3)	20000 ± 100	787 ± 4
	ACS3-CRPFE803	3108A-32-17S	4 (21.2)	3000 ± 50	118 ± 2
	ACS3-CRPFE805	3108A-32-17S	4 (21.2)	5000 ± 50	197 ± 2
	ACS3-CRPFE810	3108A-32-17S	4 (21.2)	10000 ± 100	394 ± 4
	ACS3-CRPFE820	3108A-32-17S	4 (21.2)	20000 ± 100	787 ± 4

Note: brake cables are sold separately. Refer to Section B.2.5.

B.2.5 Brake cable for F100 - F180 motors

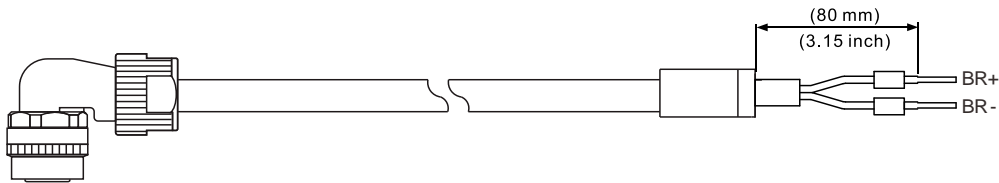
For B3 brake motors (straight military connector; applicable to 220V and 400V models)

B



Cable type	Model number	Connector	Wire diameter	L	
			AWG (mm ²)	mm	inch
Standard	ACS3-CABRA103	CMV1-SP2S	20 (0.5)	3000 ± 100	118 ± 4
	ACS3-CABRA105	CMV1-SP2S	20 (0.5)	5000 ± 100	197 ± 4
	ACS3-CABRA110	CMV1-SP2S	20 (0.5)	10000 ± 100	394 ± 4
	ACS3-CABRA120	CMV1-SP2S	20 (0.5)	20000 ± 100	787 ± 4
Flexible	ACS3-CABFA103	CMV1-SP2S	20 (0.5)	3000 ± 100	118 ± 4
	ACS3-CABFA105	CMV1-SP2S	20 (0.5)	5000 ± 100	197 ± 4
	ACS3-CABFA110	CMV1-SP2S	20 (0.5)	10000 ± 100	394 ± 4
	ACS3-CABFA120	CMV1-SP2S	20 (0.5)	20000 ± 100	787 ± 4

For B3 brake motors (right angle military connector; applicable to 220V and 400V models)

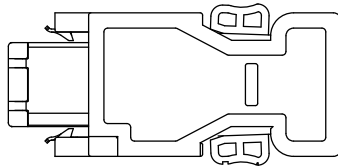


Cable type	Model number	Connector	Wire diameter	L	
			AWG (mm ²)	mm	inch
Standard	ACS3-CRBRA103	CMV1-AP2S	20 (0.5)	3000 ± 100	118 ± 4
	ACS3-CRBRA105	CMV1-AP2S	20 (0.5)	5000 ± 100	197 ± 4
	ACS3-CRBRA110	CMV1-AP2S	20 (0.5)	10000 ± 100	394 ± 4
	ACS3-CRBRA120	CMV1-AP2S	20 (0.5)	20000 ± 100	787 ± 4
Flexible	ACS3-CRBFA103	CMV1-AP2S	20 (0.5)	3000 ± 100	118 ± 4
	ACS3-CRBFA105	CMV1-AP2S	20 (0.5)	5000 ± 100	197 ± 4
	ACS3-CRBFA110	CMV1-AP2S	20 (0.5)	10000 ± 100	394 ± 4
	ACS3-CRBFA120	CMV1-AP2S	20 (0.5)	20000 ± 100	787 ± 4

B.3 Encoder connector

Servo drive end

Delta model number: ACS3-CNENC200



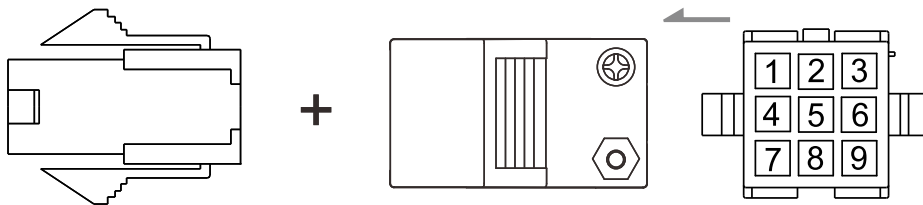
B

B.3.1 F40 - F80 motors

The following are connectors for the motor end, which need to be used with the connector for the servo drive end (ACS3-CNENC200).

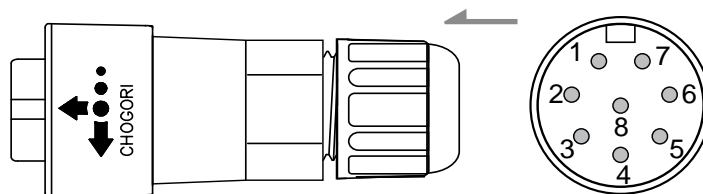
Standard connector for A3 / B3 motors

Delta model number: ACS3-CAEN0000



CHOGORI connector for A3 / B3 motors

Delta model number: ACS3-CNEN2A00

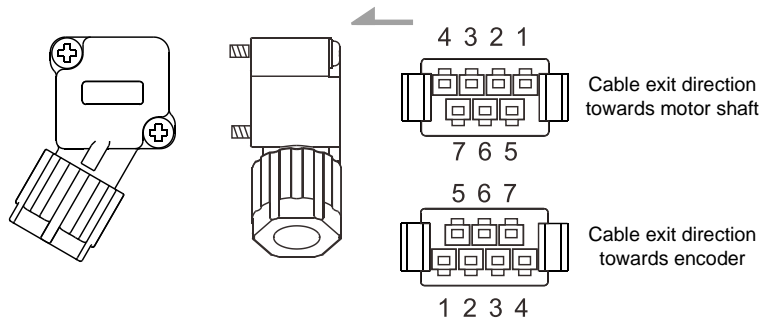


Note: refer to Section 3.1.7 Wiring for waterproof connectors for more information.

B

Bulkhead connector for B3 motors

Delta model number: ACS3-AFEASA00



Note:

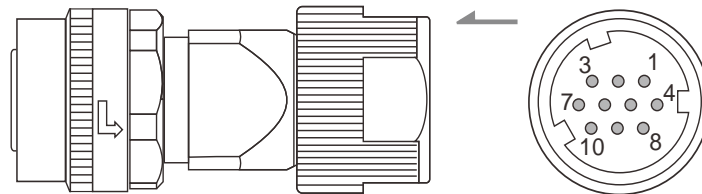
1. Refer to Section 3.1.7 Wiring for waterproof connectors for more information.
2. The preceding figure illustrates the difference between the two cable exit directions; only one wiring terminal is attached.

B.3.2 F100 - F180 motors

The following are connectors for the motor end, which need to be used with the connector for the servo drive end (ACS3-CNENC200).

Straight military connector for B3 motors

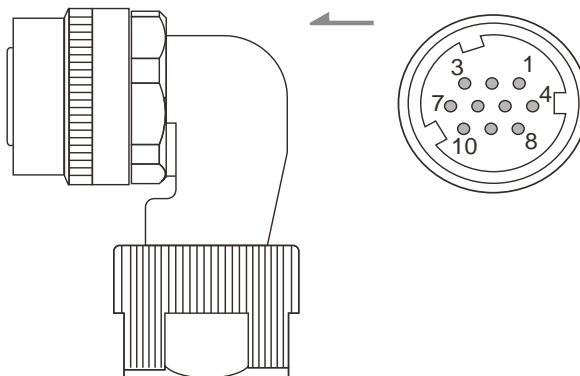
Delta model number: ACS3-CAENA000



Note: refer to Section 3.1.7 Wiring for waterproof connectors for more information.

Right angle military connector for B3 motors

Delta model number: ACS3-CRENA000

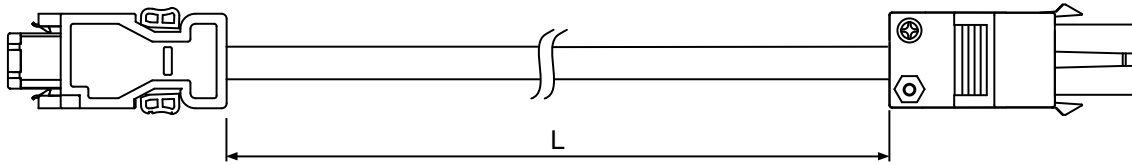


Note: refer to Section 3.1.7 Wiring for waterproof connectors for more information.

B.4 Encoder cable (incremental type)

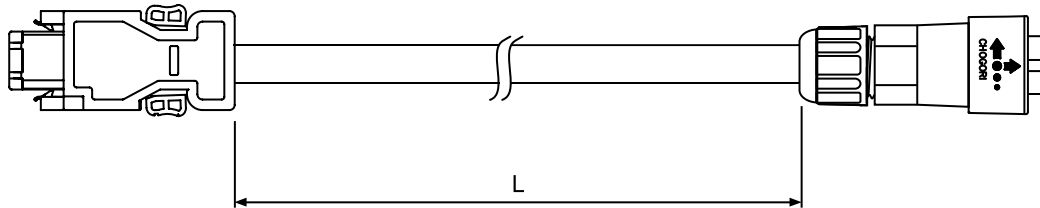
B.4.1 F40 - F80 motors

Cable with standard connector for A3 / B3 motors



Cable type	Model number	L	
		mm	inch
Standard	ACS3-CAEN0103	3000 ± 50	118 ± 2
	ACS3-CAEN0105	5000 ± 50	197 ± 2
	ACS3-CAEN0110	10000 ± 100	394 ± 4
	ACS3-CAEN0120	20000 ± 100	787 ± 4
Flexible	ACS3-CAEF0103	3000 ± 50	118 ± 2
	ACS3-CAEF0105	5000 ± 50	197 ± 2
	ACS3-CAEF0110	10000 ± 100	394 ± 4
	ACS3-CAEF0120	20000 ± 100	787 ± 4

Cable with CHOGORI connector for A3 / B3 motors (applicable to 220V models)

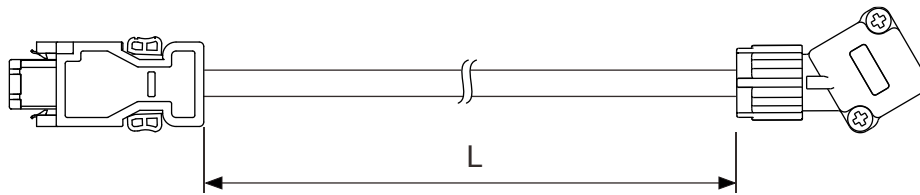


Cable type	Model number	L	
		mm	inch
Standard	ACS3-CAEN1103	3000 ± 50	118 ± 2
	ACS3-CAEN1105	5000 ± 50	197 ± 2
	ACS3-CAEN1110	10000 ± 100	394 ± 4
	ACS3-CAEN1120	20000 ± 100	787 ± 4
Flexible	ACS3-CAEF1103	3000 ± 50	118 ± 2
	ACS3-CAEF1105	5000 ± 50	197 ± 2
	ACS3-CAEF1110	10000 ± 100	394 ± 4
	ACS3-CAEF1120	20000 ± 100	787 ± 4

B

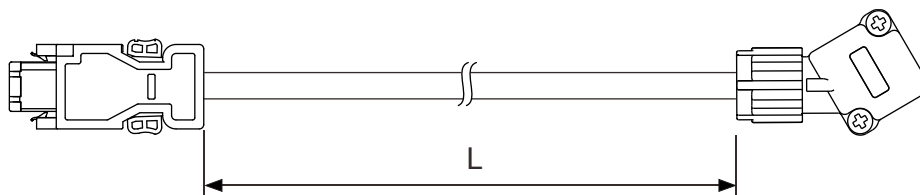
**Cable with bulkhead connector for B3 motors (cable exit direction towards motor shaft)
(applicable to 220V models)**

B



Cable type	Model number	L	
		mm	inch
Standard	ACS3-AFEASI03	3000 ± 50	118 ± 2
	ACS3-AFEASI05	5000 ± 50	197 ± 2
	ACS3-AFEASI10	10000 ± 100	394 ± 4
	ACS3-AFEASI20	20000 ± 100	787 ± 4
Flexible	ACS3-AFERSI03	3000 ± 50	118 ± 2
	ACS3-AFERSI05	5000 ± 50	197 ± 2
	ACS3-AFERSI10	10000 ± 100	394 ± 4
	ACS3-AFERSI20	20000 ± 100	787 ± 4

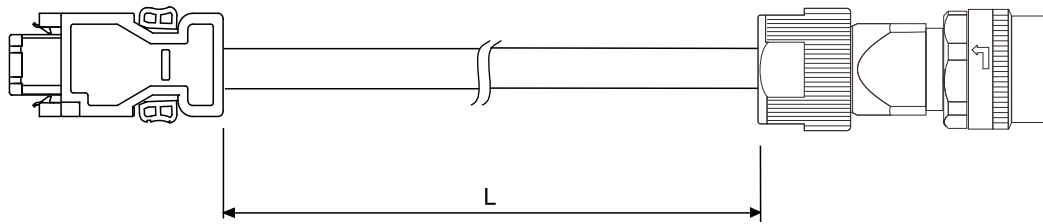
**Cable with bulkhead connector for B3 motors (cable exit direction towards encoder)
(applicable to 220V models)**



Cable type	Model number	L	
		mm	inch
Standard	ACS3-ABEASI03	3000 ± 50	118 ± 2
	ACS3-ABEASI05	5000 ± 50	197 ± 2
	ACS3-ABEASI10	10000 ± 100	394 ± 4
	ACS3-ABEASI20	20000 ± 100	787 ± 4
Flexible	ACS3-ABERSI03	3000 ± 50	118 ± 2
	ACS3-ABERSI05	5000 ± 50	197 ± 2
	ACS3-ABERSI10	10000 ± 100	394 ± 4
	ACS3-ABERSI20	20000 ± 100	787 ± 4

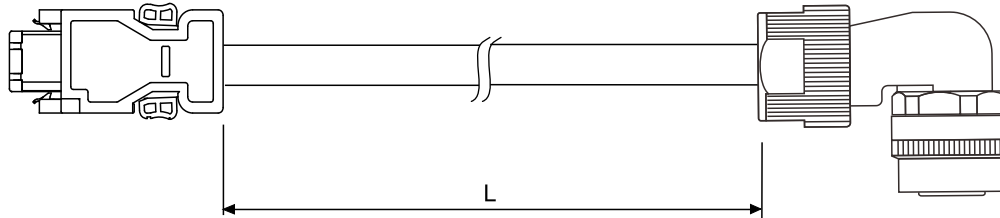
B.4.2 F100 - F180 motors

Cable with straight military connector for B3 motors



Cable type	Model number	Connector	L	
			mm	inch
Standard	ACS3-CAENA103	CMV1-SP10S	3000 ± 50	118 ± 2
	ACS3-CAENA105	CMV1-SP10S	5000 ± 50	197 ± 2
	ACS3-CAENA110	CMV1-SP10S	10000 ± 100	394 ± 4
	ACS3-CAENA120	CMV1-SP10S	20000 ± 100	787 ± 4
Flexible	ACS3-CAEFA103	CMV1-SP10S	3000 ± 50	118 ± 2
	ACS3-CAEFA105	CMV1-SP10S	5000 ± 50	197 ± 2
	ACS3-CAEFA110	CMV1-SP10S	10000 ± 100	394 ± 4
	ACS3-CAEFA120	CMV1-SP10S	20000 ± 100	787 ± 4

Cable with right angle military connector for B3 motors



Cable type	Model number	Connector	L	
			mm	inch
Standard	ACS3-CRENA103	CMV1-AP10S	3000 ± 50	118 ± 2
	ACS3-CRENA105	CMV1-AP10S	5000 ± 50	197 ± 2
	ACS3-CRENA110	CMV1-AP10S	10000 ± 100	394 ± 4
	ACS3-CRENA120	CMV1-AP10S	20000 ± 100	787 ± 4
Flexible	ACS3-CREFA103	CMV1-AP10S	3000 ± 50	118 ± 2
	ACS3-CREFA105	CMV1-AP10S	5000 ± 50	197 ± 2
	ACS3-CREFA110	CMV1-AP10S	10000 ± 100	394 ± 4
	ACS3-CREFA120	CMV1-AP10S	20000 ± 100	787 ± 4

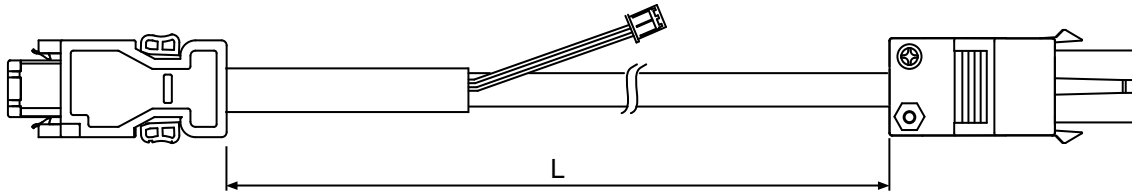
B

B.5 Encoder cable (absolute type)

B.5.1 F40 - F80 motors

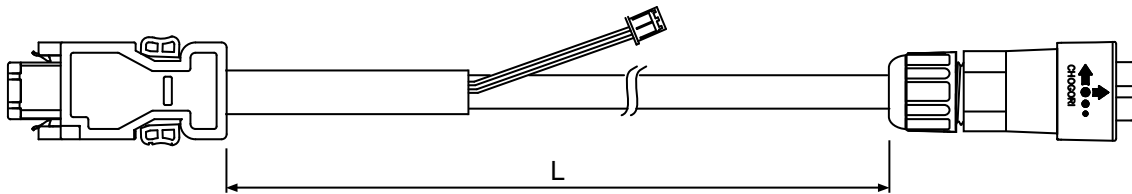
Cable with standard connector for A3 / B3 motors

B



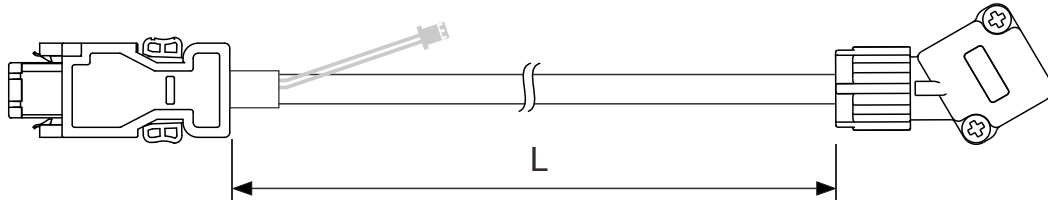
Cable type	Model number	L	
		mm	inch
Standard	ACS3-CAEA0103	3000 ± 50	118 ± 2
	ACS3-CAEA0105	5000 ± 50	197 ± 2
	ACS3-CAEA0110	10000 ± 100	394 ± 4
	ACS3-CAEA0120	20000 ± 100	787 ± 4
Flexible	ACS3-CAEB0103	3000 ± 50	118 ± 2
	ACS3-CAEB0105	5000 ± 50	197 ± 2
	ACS3-CAEB0110	10000 ± 100	394 ± 4
	ACS3-CAEB0120	20000 ± 100	787 ± 4

Cable with CHOGORI connector for A3 / B3 motors (applicable to 220V models)



Cable type	Model number	L	
		mm	inch
Standard	ACS3-CAEA1103	3000 ± 50	118 ± 2
	ACS3-CAEA1105	5000 ± 50	197 ± 2
	ACS3-CAEA1110	10000 ± 100	394 ± 4
	ACS3-CAEA1120	20000 ± 100	787 ± 4
Flexible	ACS3-CAEB1103	3000 ± 50	118 ± 2
	ACS3-CAEB1105	5000 ± 50	197 ± 2
	ACS3-CAEB1110	10000 ± 100	394 ± 4
	ACS3-CAEB1120	20000 ± 100	787 ± 4

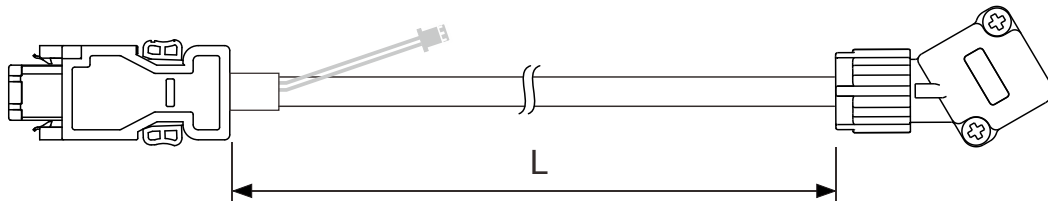
**Cable with bulkhead connector for B3 motors (cable exit direction towards motor shaft)
(applicable to 220V models)**



B

Cable type	Model number	L	
		mm	inch
Standard	ACS3-AFEASA03	3000 ± 50	118 ± 2
	ACS3-AFEASA05	5000 ± 50	197 ± 2
	ACS3-AFEASA10	10000 ± 100	394 ± 4
	ACS3-AFEASA20	20000 ± 100	787 ± 4
Flexible	ACS3-AFERSA03	3000 ± 50	118 ± 2
	ACS3-AFERSA05	5000 ± 50	197 ± 2
	ACS3-AFERSA10	10000 ± 100	394 ± 4
	ACS3-AFERSA20	20000 ± 100	787 ± 4

**Cable with bulkhead connector for B3 motors (cable exit direction towards encoder)
(applicable to 220V models)**

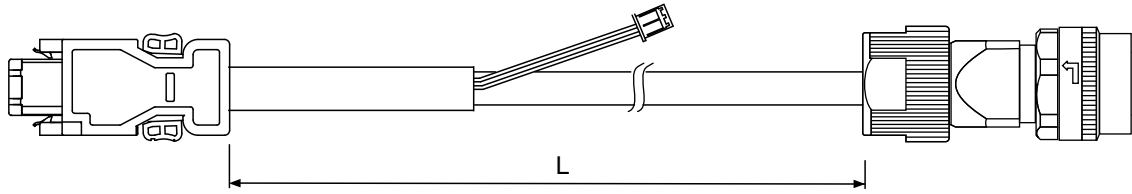


Cable type	Model number	L	
		mm	inch
Standard	ACS3-ABEASA03	3000 ± 50	118 ± 2
	ACS3-ABEASA05	5000 ± 50	197 ± 2
	ACS3-ABEASA10	10000 ± 100	394 ± 4
	ACS3-ABEASA20	20000 ± 100	787 ± 4
Flexible	ACS3-ABERSA03	3000 ± 50	118 ± 2
	ACS3-ABERSA05	5000 ± 50	197 ± 2
	ACS3-ABERSA10	10000 ± 100	394 ± 4
	ACS3-ABERSA20	20000 ± 100	787 ± 4

B.5.2 F100 - F180 motors

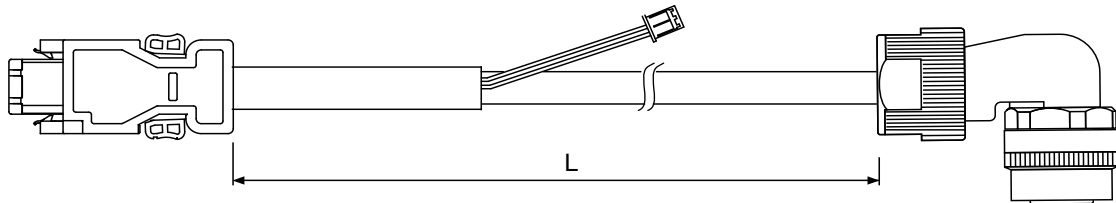
Cable with straight military connector for B3 motors

B



Cable type	Model number	Connector	L	
			mm	inch
Standard	ACS3-CAEAA103	CMV1-SP10S	3000 ± 50	118 ± 2
	ACS3-CAEAA105	CMV1-SP10S	5000 ± 50	197 ± 2
	ACS3-CAEAA110	CMV1-SP10S	10000 ± 100	394 ± 4
	ACS3-CAEAA120	CMV1-SP10S	20000 ± 100	787 ± 4
Flexible	ACS3-CAEBA103	CMV1-SP10S	3000 ± 50	118 ± 2
	ACS3-CAEBA105	CMV1-SP10S	5000 ± 50	197 ± 2
	ACS3-CAEBA110	CMV1-SP10S	10000 ± 100	394 ± 4
	ACS3-CAEBA120	CMV1-SP10S	20000 ± 100	787 ± 4

Cable with right angle military connector for B3 motors




Cable type	Model number	Connector	L	
			mm	inch
Standard	ACS3-CREAA103	CMV1-AP10S	3000 ± 50	118 ± 2
	ACS3-CREAA105	CMV1-AP10S	5000 ± 50	197 ± 2
	ACS3-CREAA110	CMV1-AP10S	10000 ± 100	394 ± 4
	ACS3-CREAA120	CMV1-AP10S	20000 ± 100	787 ± 4
Flexible	ACS3-CREBA103	CMV1-AP10S	3000 ± 50	118 ± 2
	ACS3-CREBA105	CMV1-AP10S	5000 ± 50	197 ± 2
	ACS3-CREBA110	CMV1-AP10S	10000 ± 100	394 ± 4
	ACS3-CREBA120	CMV1-AP10S	20000 ± 100	787 ± 4

B.6 Battery box cable


Battery box cable for customized wiring

Delta part number: 3864850600



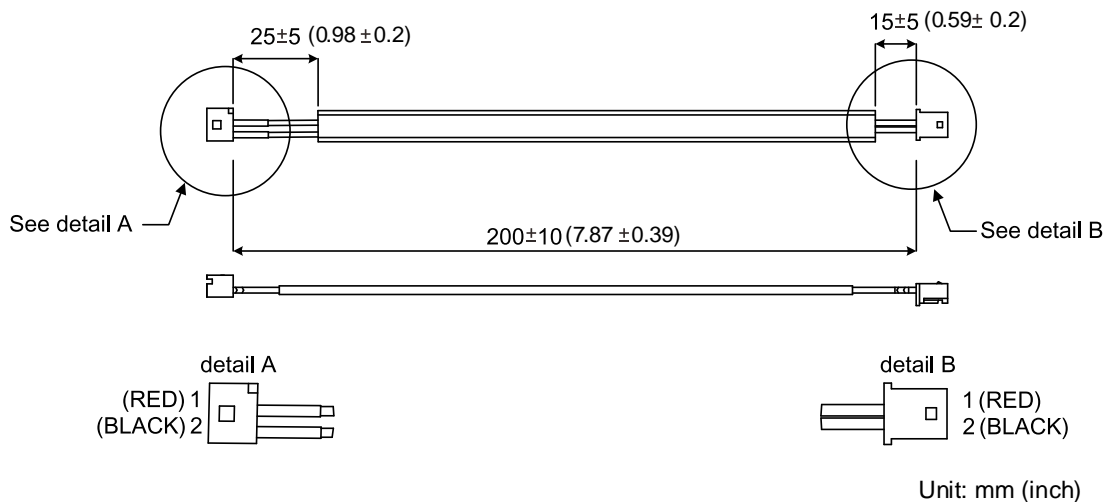
Battery box cable that connects to the encoder cable (male to male)

Delta part number: 3864811901



Battery box cable that connects to the encoder cable (male to female)

Delta part number: 3864573700



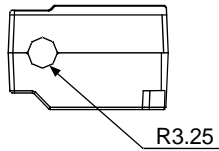
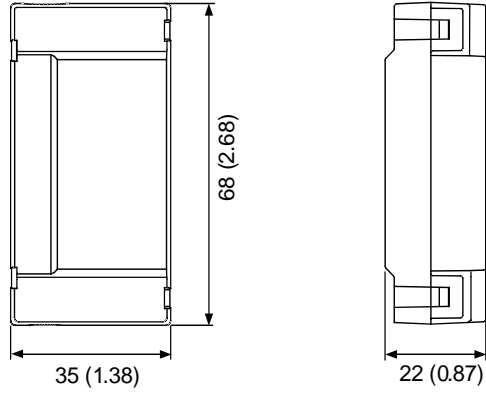
B

B

B.7 Battery box (absolute type)

Single battery box

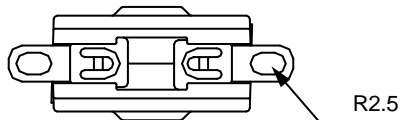
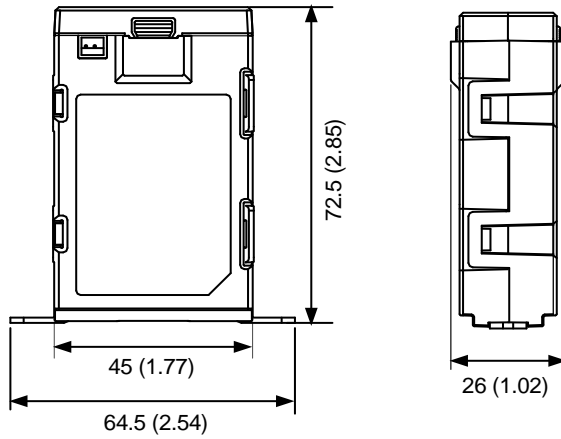
Delta model number: ASD-MDBT0100



Unit: mm (inch)
Weight: 44 g

Dual battery box

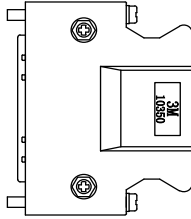
Delta model number: ASD-MDBT0200



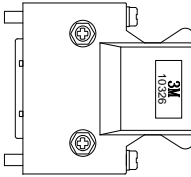
Unit: mm (inch)
Weight: 79.23 g

B.8 CN1 connector

Delta model number: ACS3-CNTB0400 (for -L servo drives)



Delta model number: ACS3-CNTB0500 (for -M, -F, -E and B3A-P servo drives)

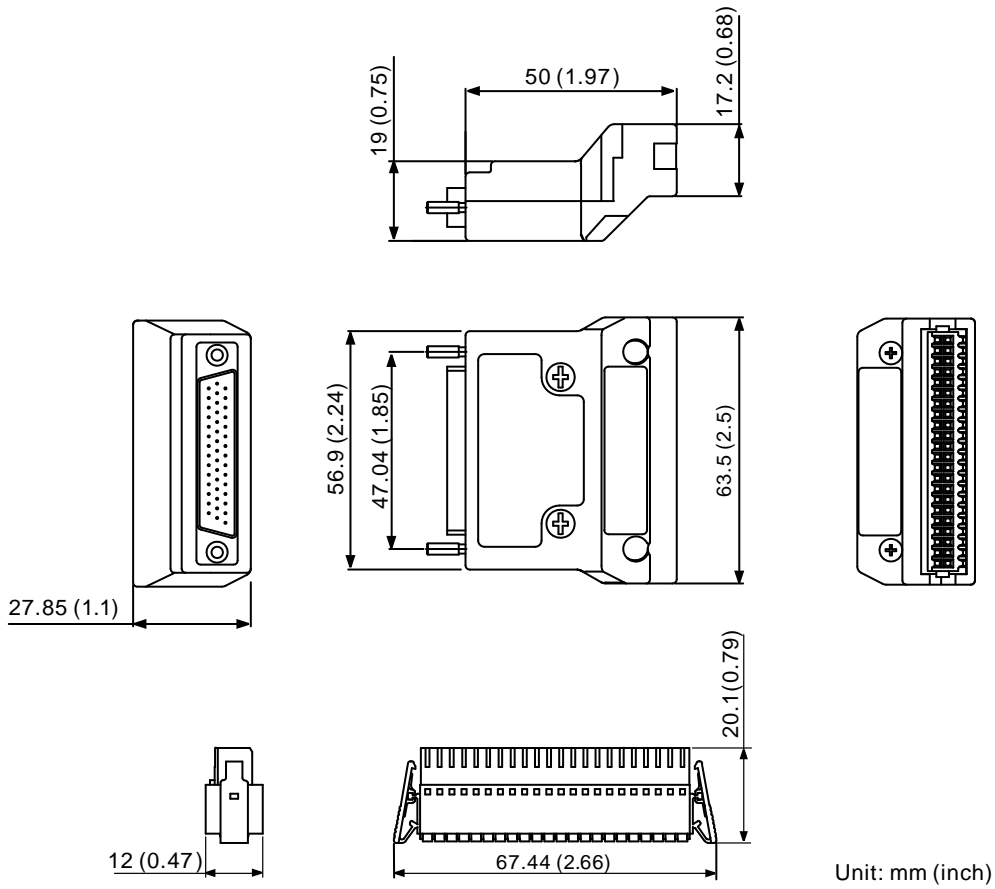


B

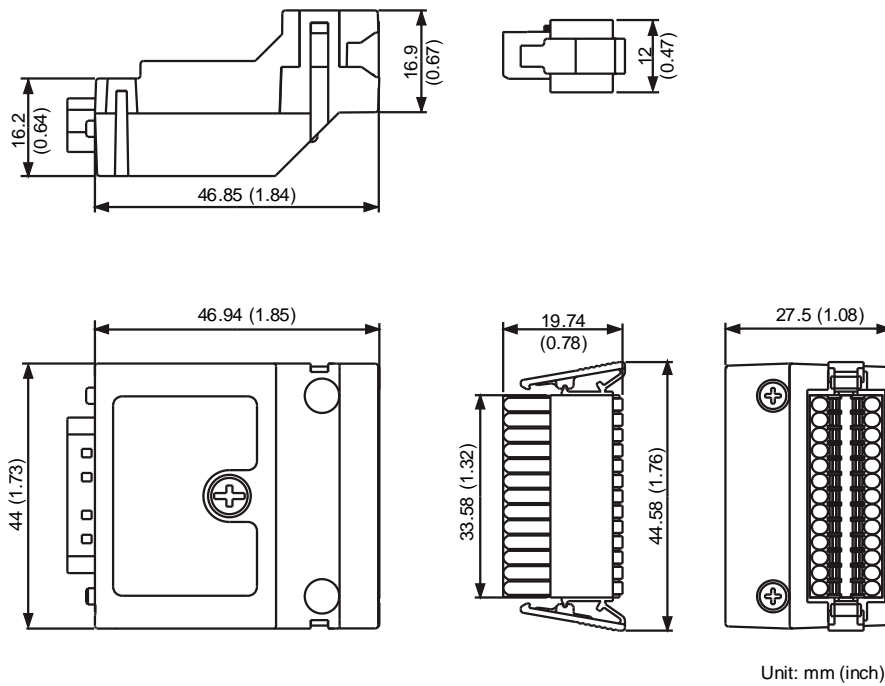
B.9 CN1 quick connector

Delta model number: ACS3-IFSC4444 (for -L servo drives)

B

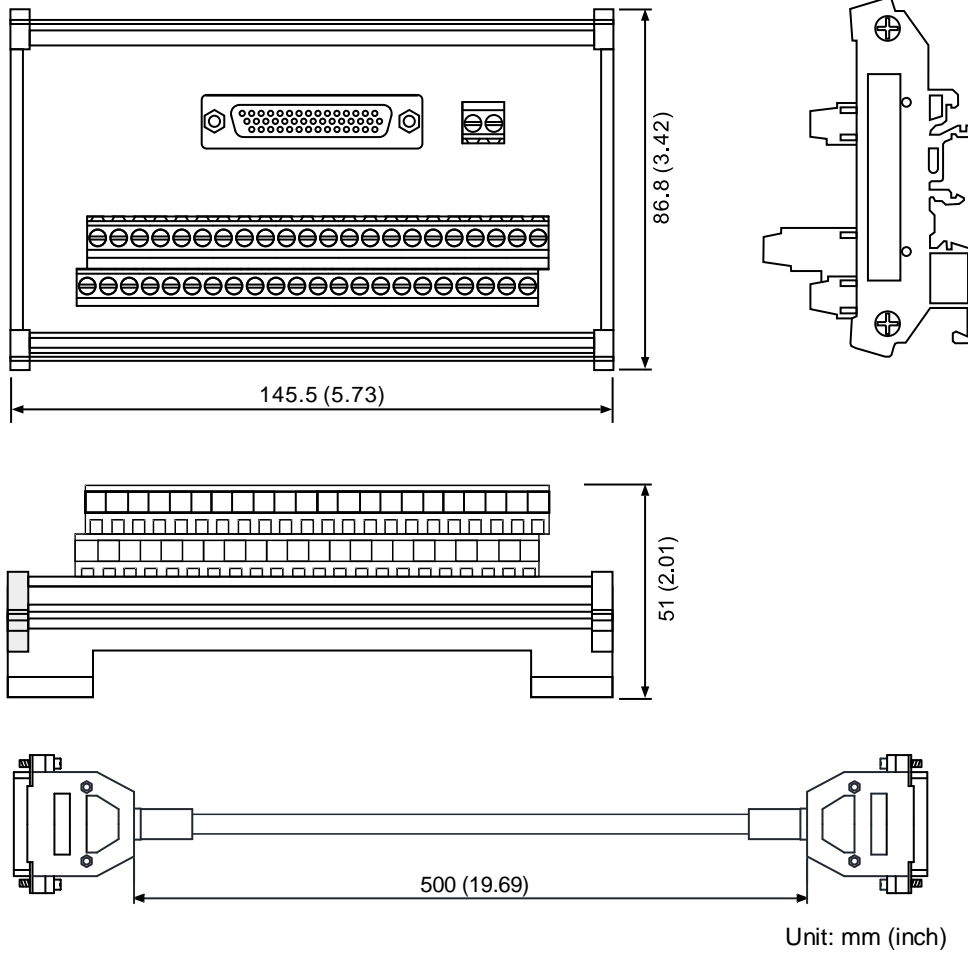


Delta model number: ACS3-IFSC2626 (for -M, -F and -E servo drives)



B.10 CN1 terminal block module


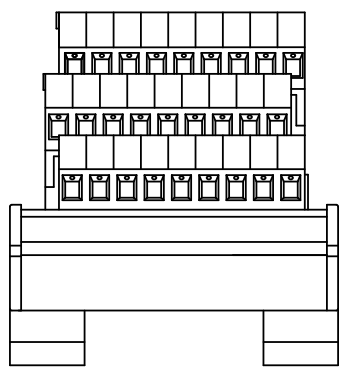
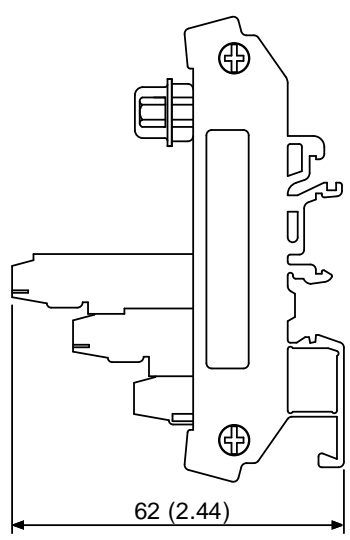
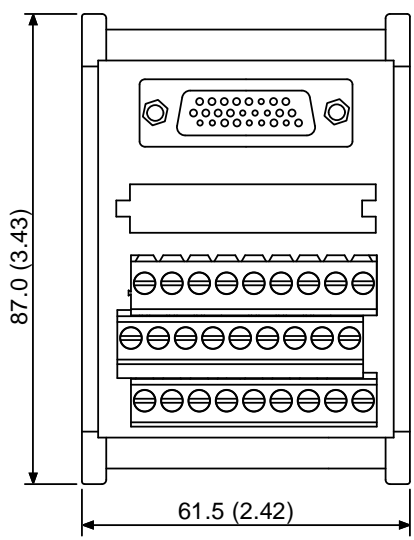
Delta model number: ACS3-MDTB4400 (for -L servo drives)



B

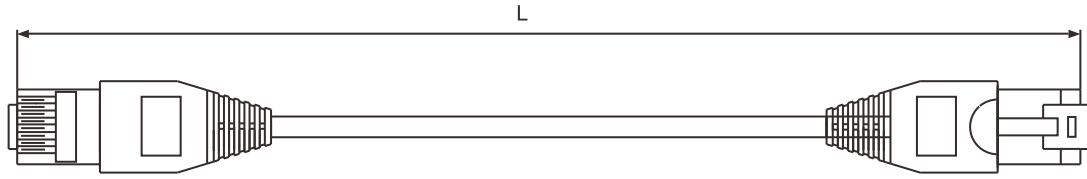
Delta model number: ACS3-MDTD2600 (for -M, -F and -E servo drives)

B



Unit: mm (inch)

B.11 CANopen communication cable

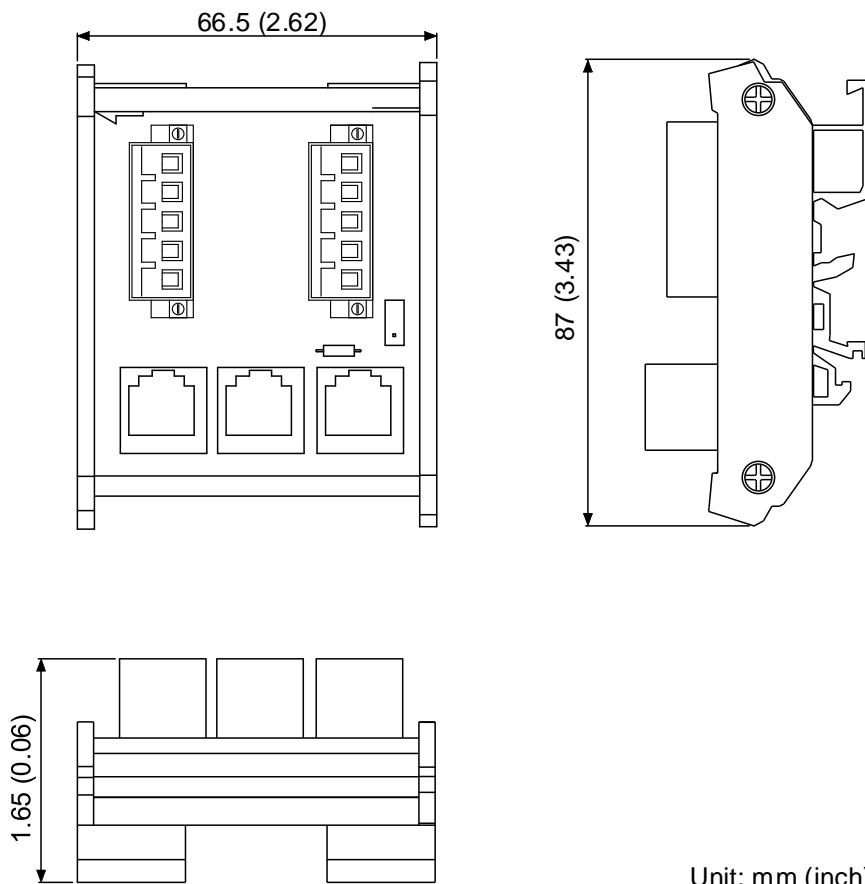


Model number	L	
	mm	inch
UC-CMC030-01A	300 ± 10	11 ± 0.4
UC-CMC050-01A	500 ± 10	19 ± 0.4

Note: for cables of other lengths, refer to the Delta PLC / HMI Cable Selection Guide.

B.12 CANopen distribution box

Delta model number: TAP-CN03

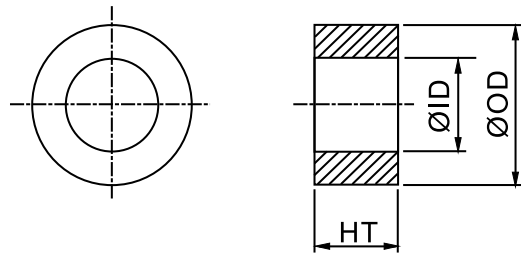


Unit: mm (inch)

B

B

B.13 Ferrite ring

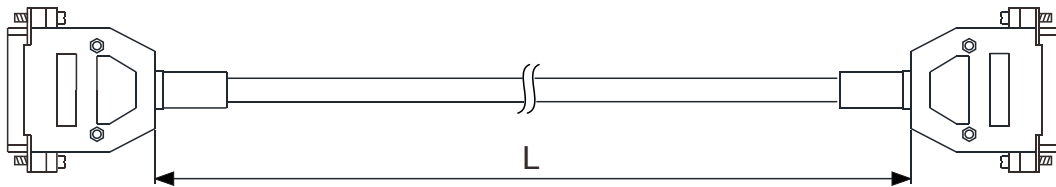


Unit: mm (inch)

Model number	Outer diameter (ΦOD)	Inner diameter (ΦID)	Height (HT)
ASD-ACFC7K00	68.0 ± 0.6 (2.68 ± 0.02)	44.0 ± 0.6 (1.73 ± 0.02)	13.5 ± 0.5 (0.53 ± 0.02)

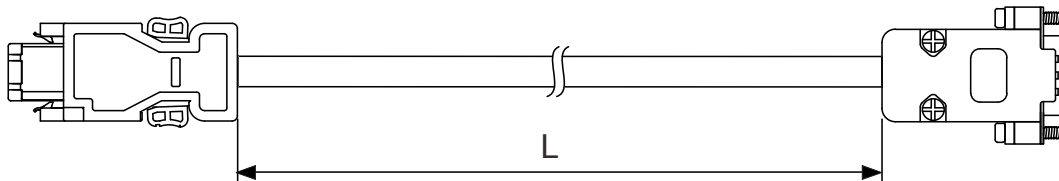
B.14 B3 / B2 conversion cable

CN1 conversion cable (for -L servo drives)



Model number	L	
	mm	inch
ACS3-CABDC1	500 ± 50	19.69 ± 1.97

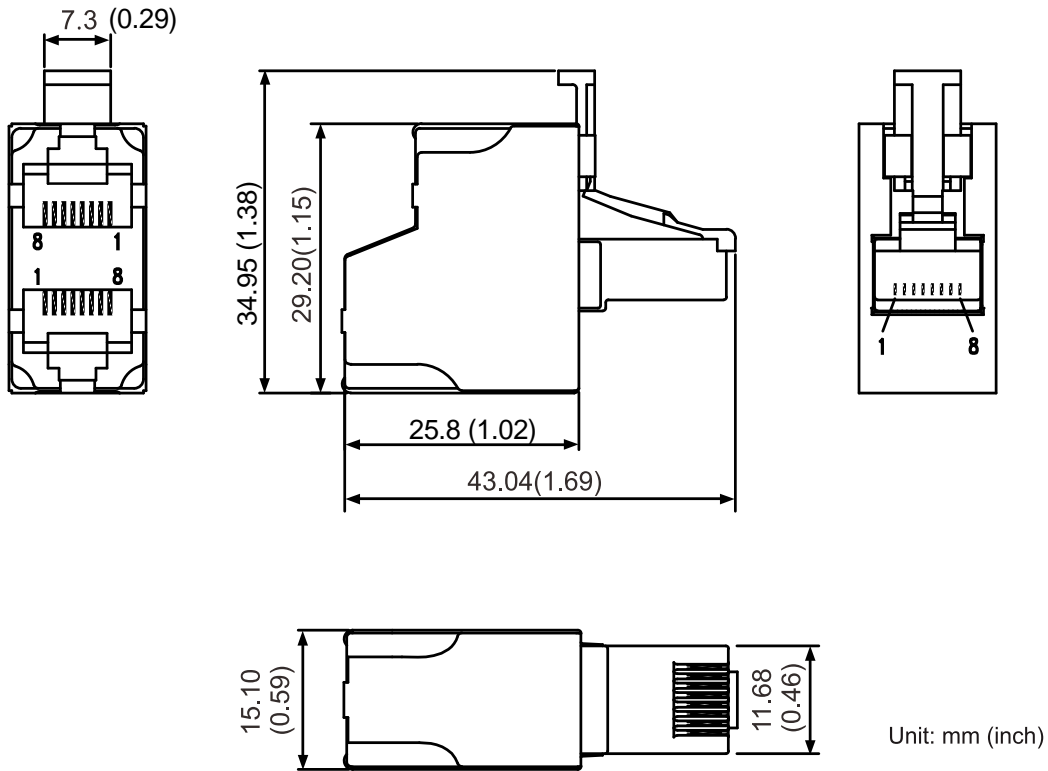
CN2 conversion cable



Model number	L	
	mm	inch
ACS3-CABDC2	150	5.91

B.15 CN3 RS-485 splitter

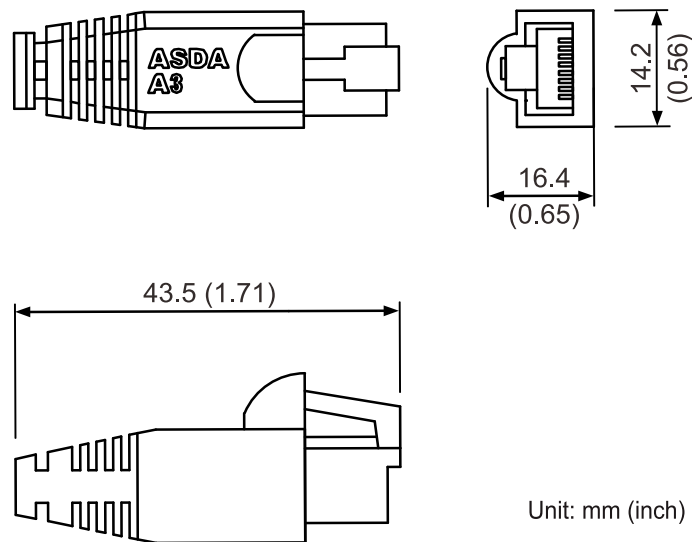
Delta model number: ACS3-CNADC3RC



B

B.16 CN3 RS-485 / CANopen terminal resistor

Delta model number: ACS3-CNADC3TR

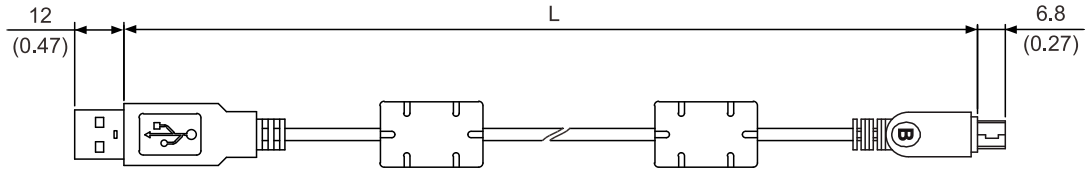
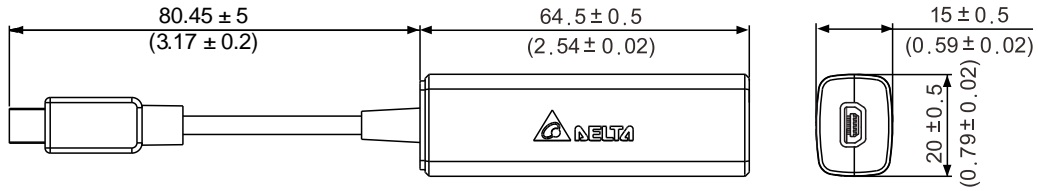


Note: this terminal resistor is applicable to both ASDA-A3 and ASDA-B3 series servo drives even though there is a marking of "ASDA-A3" printed on the terminal resistor's surface.

B.17 CN4 Mini USB communication module

USB cable and isolator included

B



USB A MALE

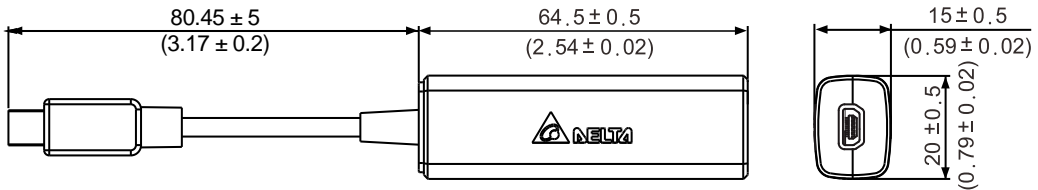
MINI USB B MALE

Unit: mm (inch)

Model number	L	
	mm	inch
UC-PRG015-01B	1500 ± 100	59 ± 4
UC-PRG030-01B	3000 ± 100	118 ± 4

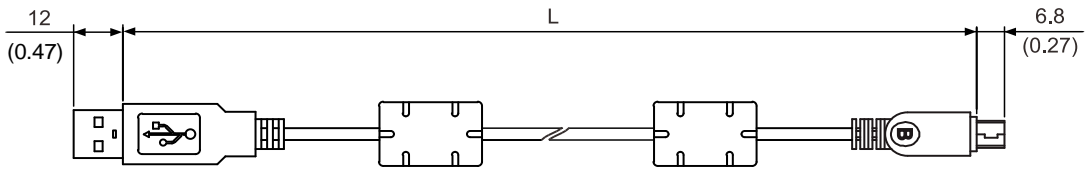
USB isolator

Delta model number: UC-ADP01-A



Unit: mm (inch)

USB cable



USB A MALE

MINI USB B MALE

Unit: mm (inch)

Model number	L	
	mm	inch
UC-PRG015-01A	1500 ± 100	59 ± 4
UC-PRG030-01A	3000 ± 100	118 ± 4

B.18 Optional accessories

B.18.1 220V models

F40 - F80 motors

Cable type	Connector type		Accessory	ECM-A3 and ECM-B3 motors		
-	Non-waterproof	-	Encoder connector (servo drive end)	ACS3-CNENC200		
-	Non-waterproof	Standard	Power connector (without brake)	ACS3-CAPW1000		
			Power connector (with brake)	ACS3-CAPW2000		
			Encoder connector (motor end)	ACS3-CAEN0000		
	Waterproof	CHOGORI	Power connector (without brake)	ACS3-CNPW1A00		
			Power connector (with brake)	ACS3-CNPW2A00		
			Encoder connector (motor end)	ACS3-CNEN2A00		
		Bulkhead	Power connector - towards motor shaft (with brake)	ACS3-AFPWSS00		
			Power connector - towards encoder (with brake)	ACS3-ABPWSS00		
			Encoder connector (motor end)	ACS3-AFEASA00		
Standard	Non-waterproof	Standard	Power cable (without brake)	ACS3-CAPW11XX		
			Power cable (with brake)	ACS3-CAPW21XX		
			Encoder cable (incremental type)	ACS3-CAEN01XX		
			Encoder cable (absolute type)	ACS3-CAEA01XX		
	Waterproof	CHOGORI	Power cable (without brake)	ACS3-CAPW51XX		
			Power cable (with brake)	ACS3-CAPW61XX		
			Encoder cable (incremental type)	ACS3-CAEN11XX		
			Encoder cable (absolute type)	ACS3-CAEA11XX		
		Bulkhead	Power cable - towards motor shaft (without brake)	ACS3-AFPWSRXX		
			Power cable - towards motor shaft (with brake)	ACS3-AFPWSSXX		
			Power cable - towards encoder (without brake)	ACS3-ABPWSRXX		
			Power cable - towards encoder (with brake)	ACS3-ABPWSSXX		
			Encoder cable - towards motor shaft (incremental type)	ACS3-AFEASIXX		
			Encoder cable - towards motor shaft (absolute type)	ACS3-AFEASAXX		
			Encoder cable - towards encoder (incremental type)	ACS3-ABEASIXX		
			Encoder cable - towards encoder (absolute type)	ACS3-ABEASAXX		
		Flexible	Non-waterproof	Standard	Power cable (without brake)	ACS3-CAPF11XX
					Power cable (with brake)	ACS3-CAPF21XX
					Encoder cable (incremental type)	ACS3-CAEF01XX
					Encoder cable (absolute type)	ACS3-CAEB01XX
Waterproof	CHOGORI		Power cable (without brake)	ACS3-CAPF51XX		
			Power cable (with brake)	ACS3-CAPF61XX		
			Encoder cable (incremental type)	ACS3-CAEF11XX		
			Encoder cable (absolute type)	ACS3-CAEB11XX		
	Bulkhead		Power cable - towards motor shaft (without brake)	ACS3-AFPRSRXX		
			Power cable - towards motor shaft (with brake)	ACS3-AFPRSSXX		
			Power cable - towards encoder (without brake)	ACS3-ABPRSRXX		
			Power cable - towards encoder (with brake)	ACS3-ABPRSSXX		

B

B

Cable type	Connector type		Accessory	ECM-A3 and ECM-B3 motors
Flexible	Waterproof	Bulkhead	Power cable - towards encoder (with brake)	ACS3-ABPRSSXX
			Encoder cable - towards motor shaft (incremental type)	ACS3-AFERSIXX
			Encoder cable - towards motor shaft (absolute type)	ACS3-AFERSAXX
			Encoder cable - towards encoder (incremental type)	ACS3-ABERSIXX
			Encoder cable - towards encoder (absolute type)	ACS3-ABERSAXX

Note:

1. XX indicates the cable length. 03 = 3 m; 05 = 5 m; 10 = 10 m; 20 = 20 m.
2. ECM-A3 series servo motors do not support bulkhead connectors.

F100 - F130 motors

Cable type	Connector type		Accessory	ECM-B3M-Cx1010 ECM-B3M-Cx1015 ECM-B3M-Cx1020 ECM-B3M-Ex1310 ECM-B3M-Ex1315 ECM-B3H-Fx1308 ECM-B3H-Fx1313	ECM-B3M-Ex1320 ECM-B3H-Fx1318
-	Non-waterproof	-	Encoder connector (servo drive end)	ACS3-CNENC200	
-	Waterproof	Military - straight	Power connector (without brake)	ACS3-CAPWA000	
			Brake connector	ACS3-CABRA000	
			Encoder connector (motor end)	ACS3-CAENA000	
		Military - right angle	Power connector (without brake)	ACS3-CRPWA000	
			Brake connector	ACS3-CRBRA000	
			Encoder connector (motor end)	ACS3-CRENA000	
Standard	Waterproof	Military - straight	Power cable (without brake)	ACS3-CAPWA2XX	ACS3-CAPWA3XX
			Brake cable	ACS3-CABRA1XX	
			Encoder cable (incremental type)	ACS3-CAENA1XX	
			Encoder cable (absolute type)	ACS3-CAEAA1XX	
		Military - right angle	Power cable (without brake)	ACS3-CRPWA2XX	ACS3-CRPWA3XX
			Brake cable	ACS3-CRBRA1XX	
			Encoder cable (incremental type)	ACS3-CRENA1XX	
			Encoder cable (absolute type)	ACS3-CREAA1XX	
Flexible	Waterproof	Military - straight	Power cable (without brake)	ACS3-CAPFA2XX	ACS3-CAPFA3XX
			Brake cable	ACS3-CABFA1XX	
			Encoder cable (incremental type)	ACS3-CAEFA1XX	
			Encoder cable (absolute type)	ACS3-CAEBA1XX	
		Military - right angle	Power cable (without brake)	ACS3-CRPFA2XX	ACS3-CRPFA3XX
			Brake cable	ACS3-CRBFA1XX	
			Encoder cable (incremental type)	ACS3-CREFA1XX	
			Encoder cable (absolute type)	ACS3-CREBA1XX	

Note: XX indicates the cable length. 03 = 3 m; 05 = 5 m; 10 = 10 m; 20 = 20 m.

F180 motors

Cable type	Connector type		Accessory	ECM-B3M-Ex1820		ECM-B3M-Fx1830		
-	Non-waterproof	-	Encoder connector (servo drive end)	ACS3-CNENC200				
-	Waterproof	Military - straight	Power connector (without brake)	ACS3-CAPWC000				
			Brake connector	ACS3-CABRA000				
			Encoder connector (motor end)	ACS3-CAENA000				
		Military - right angle	Power connector (without brake)	ACS3-CRPWC000				
			Brake connector	ACS3-CRBRA000				
			Encoder connector (motor end)	ACS3-CRENA000				
Standard	Waterproof	Military - straight	Power cable (without brake)	ACS3-CAPWC3XX	ACS3-CAPWC4XX			
			Brake cable	ACS3-CABRA1XX				
			Encoder cable (incremental type)	ACS3-CAENA1XX				
			Encoder cable (absolute type)	ACS3-CAEAA1XX				
		Military - right angle	Power cable (without brake)	ACS3-CRPWC3X	ACS3-CRPWC4XX			
			Brake cable	ACS3-CRBRA1XX				
			Encoder cable (incremental type)	ACS3-CRENA1XX				
			Encoder cable (absolute type)	ACS3-CREAA1XX				
Flexible	Waterproof	Military - straight	Power cable (without brake)	ACS3-CAPFC3XX	ACS3-CAPFC4XX			
			Brake cable	ACS3-CABFA1XX				
			Encoder cable (incremental type)	ACS3-CAEFA1XX				
			Encoder cable (absolute type)	ACS3-CAEBA1XX				
		Military - right angle	Power cable (without brake)	ACS3-CRPFC3XX	ACS3-CRPFC4XX			
			Brake cable	ACS3-CRBFA1XX				
			Encoder cable (incremental type)	ACS3-CREFA1XX				
			Encoder cable (absolute type)	ACS3-CREBA1XX				

Note: XX indicates the cable length. 03 = 3 m; 05 = 5 m; 10 = 10 m; 20 = 20 m.

B

B.18.2 400V models

F40 - F80 motors

Cable type	Connector type		Accessory	ECM-B3 motors
-	Non-waterproof	-	Encoder connector (servo drive end)	ACS3-CNENC200
-	Non-waterproof	Standard	Power connector (without brake)	ACS3-CAPW1000
			Power connector (with brake)	ACS3-CAPW2000
			Encoder connector (motor end)	ACS3-CAEN0000
Standard	Non-waterproof	Standard	Power cable (without brake)	ACS3-CAPW31XX
			Power cable (with brake)	ACS3-CAPW21XX
			Encoder cable (incremental type)	ACS3-CAEN01XX
			Encoder cable (absolute type)	ACS3-CAEA01XX
Flexible	Non-waterproof	Standard	Power cable (without brake)	ACS3-CAPF31XX
			Power cable (with brake)	ACS3-CAPF21XX
			Encoder cable (incremental type)	ACS3-CAEF01XX
			Encoder cable (absolute type)	ACS3-CAEB01XX

Note: XX indicates the cable length. 03 = 3 m; 05 = 5 m; 10 = 10 m; 20 = 20 m.

F100 - F130 motors

Cable type	Connector type		Accessory	ECM-B3M-Jx1010 ECM-B3M-Jx1015 ECM-B3M-Jx1020 ECM-B3M-Kx1310 ECM-B3M-Kx1315 ECM-B3M-Kx1320 ECM-B3H-Lx1308 ECM-B3H-Lx1313 ECM-B3H-Lx1318
-	Non-waterproof	-	Encoder connector (servo drive end)	ACS3-CNENC200
-	Waterproof	Military - straight	Power connector (without brake)	ACS3-CAPWA000
			Brake connector	ACS3-CABRA000
			Encoder connector (motor end)	ACS3-CAENA000
		Military - right angle	Power connector (without brake)	ACS3-CRPWA000
			Brake connector	ACS3-CRBRA000
			Encoder connector (motor end)	ACS3-CRENA000
Standard	Waterproof	Military - straight	Power cable (without brake)	ACS3-CAPWA2XX
			Brake cable	ACS3-CABRA1XX
			Encoder cable (incremental type)	ACS3-CAENA1XX
			Encoder cable (absolute type)	ACS3-CAEAA1XX
		Military - right angle	Power cable (without brake)	ACS3-CRPWA2XX
			Brake cable	ACS3-CRBRA1XX
			Encoder cable (incremental type)	ACS3-CRENA1XX
			Encoder cable (absolute type)	ACS3-CREAA1XX
Flexible	Waterproof	Military - straight	Power cable (without brake)	ACS3-CAPFA2XX
			Brake cable	ACS3-CABFA1XX
			Encoder cable (incremental type)	ACS3-CAEFA1XX
			Encoder cable (absolute type)	ACS3-CAEBA1XX
		Military - right angle	Power cable (without brake)	ACS3-CRPFA2XX
			Brake cable	ACS3-CRBFA1XX
			Encoder cable (incremental type)	ACS3-CREFA1XX
			Encoder cable (absolute type)	ACS3-CREBA1XX

Note: XX indicates the cable length. 03 = 3 m; 05 = 5 m; 10 = 10 m; 20 = 20 m.

B

F180 4.5 kW (or below) motors

Cable type	Connector type		Accessory	ECM-B3M-Kx1820 ECM-B3M-Lx1830 ECM-B3M-Lx1845		
-	Non-waterproof	-	Encoder connector (servo drive end)	ACS3-CNENC200		
-	Waterproof	Military - straight	Power connector (without brake)	ACS3-CAPWC000		
			Brake connector	ACS3-CABRA000		
			Encoder connector (motor end)	ACS3-CAENA000		
		Military - right angle	Power connector (without brake)	ACS3-CRPWC000		
			Brake connector	ACS3-CRBRA000		
			Encoder connector (motor end)	ACS3-CRENA000		
Standard	Waterproof	Military - straight	Power cable (without brake)	ACS3-CAPWC3XX		
			Brake cable	ACS3-CABRA1XX		
			Encoder cable (incremental type)	ACS3-CAENA1XX		
			Encoder cable (absolute type)	ACS3-CAEAA1XX		
		Military - right angle	Power cable (without brake)	ACS3-CRPWC3XX		
			Brake cable	ACS3-CRBRA1XX		
			Encoder cable (incremental type)	ACS3-CRENA1XX		
			Encoder cable (absolute type)	ACS3-CREAA1XX		
		Flexible	Waterproof	Military - straight	Power cable (without brake)	ACS3-CAPFC3XX
					Brake cable	ACS3-CABFA1XX
					Encoder cable (incremental type)	ACS3-CAEFA1XX
					Encoder cable (absolute type)	ACS3-CAEBA1XX
Military - right angle	Power cable (without brake)			ACS3-CRPFC3XX		
	Brake cable			ACS3-CRBFA1XX		
	Encoder cable (incremental type)			ACS3-CREFA1XX		
	Encoder cable (absolute type)			ACS3-CREBA1XX		

Note: XX indicates the cable length. 03 = 3 m; 05 = 5 m; 10 = 10 m; 20 = 20 m.

B

F180 5.5 kW (or above) motors

B

Cable type	Connector type		Accessory	ECM-B3M-Lx1855		
				ECM-B3M-Lx1875		
-	Non-waterproof	-	Encoder connector (servo drive end)	ACS3-CNENC200		
-	Waterproof	Military - straight	Power connector (without brake)	ACS3-CAPWE000		
			Brake connector	ACS3-CABRA000		
			Encoder connector (motor end)	ACS3-CAENA000		
		Military - right angle	Power connector (without brake)	ACS3-CRPWE000		
			Brake connector	ACS3-CRBRA000		
			Encoder connector (motor end)	ACS3-CRENA000		
Standard	Waterproof	Military - straight	Power cable (without brake)	ACS3-CAPWE6XX		
			Brake cable	ACS3-CABRA1XX		
			Encoder cable (incremental type)	ACS3-CAENA1XX		
			Encoder cable (absolute type)	ACS3-CAEAA1XX		
		Military - right angle	Power cable (without brake)	ACS3-CRPWE6XX		
			Brake cable	ACS3-CRBRA1XX		
			Encoder cable (incremental type)	ACS3-CRENA1XX		
			Encoder cable (absolute type)	ACS3-CREAA1XX		
		Flexible	Waterproof	Military - straight	Power cable (without brake)	ACS3-CAPFE6XX
					Brake cable	ACS3-CABFA1XX
					Encoder cable (incremental type)	ACS3-CAEFA1XX
					Encoder cable (absolute type)	ACS3-CAEBA1XX
Military - right angle	Power cable (without brake)			ACS3-CRPFE6XX		
	Brake cable			ACS3-CRBFA1XX		
	Encoder cable (incremental type)			ACS3-CREFA1XX		
	Encoder cable (absolute type)			ACS3-CREBA1XX		

Note: XX indicates the cable length. 03 = 3 m; 05 = 5 m; 10 = 10 m; 20 = 20 m.