TIPO – TYPE	B	BB	L	LE	MASSA WEIGHT MASSE	MOMENTO DI INERZIA MOMENT OF INERTIA MOMENT D'INERTIE
NP 90N R2	285	325	460	405	53 Kg	0.021 Kgm²
NP 90N S2	315	355	490	435	60 Kg	0.024 Kgm²
NP 90N M2	355	395	530	475	69 Kg	0.028 Kgm²
NP 90N L2	400	440	575	520	79 Kg	0.032 Kgm²

SCHEDA TECNICA DI ACCOMPAGNAMENTO INGOMBRO N°
COVERING TECHNICAL CHART – OUT LINE N°
FICHE TECHNIQUE ANNEXE AU PLAN N°
SAI.34.R.AA.008.0

CARICHI SULLE FONDAZIONI – LOAD ON THE FOUNDATIONS – CHARGES SUR LES FONDATIONS

SU OGNI ZONA ON EVERY ZONE SUR CHAQUE ZONE B	CARICO STATICO STATIC LOAD CHARGE STATIQUE	CARICO DINAMICO DI CORTO CIRCUITO DYNAMIC LOAD OF SHORT CIRCUIT CHARGE DYNAMIQUE DE COURT CIRCUIT
NP 90N R2	27 kg	± 200 kg
NP 90N S2	30 kg	± 250 kg
NP 90N M2	35 kg	± 300 kg
NP 90N L2	40 kg	± 350 kg

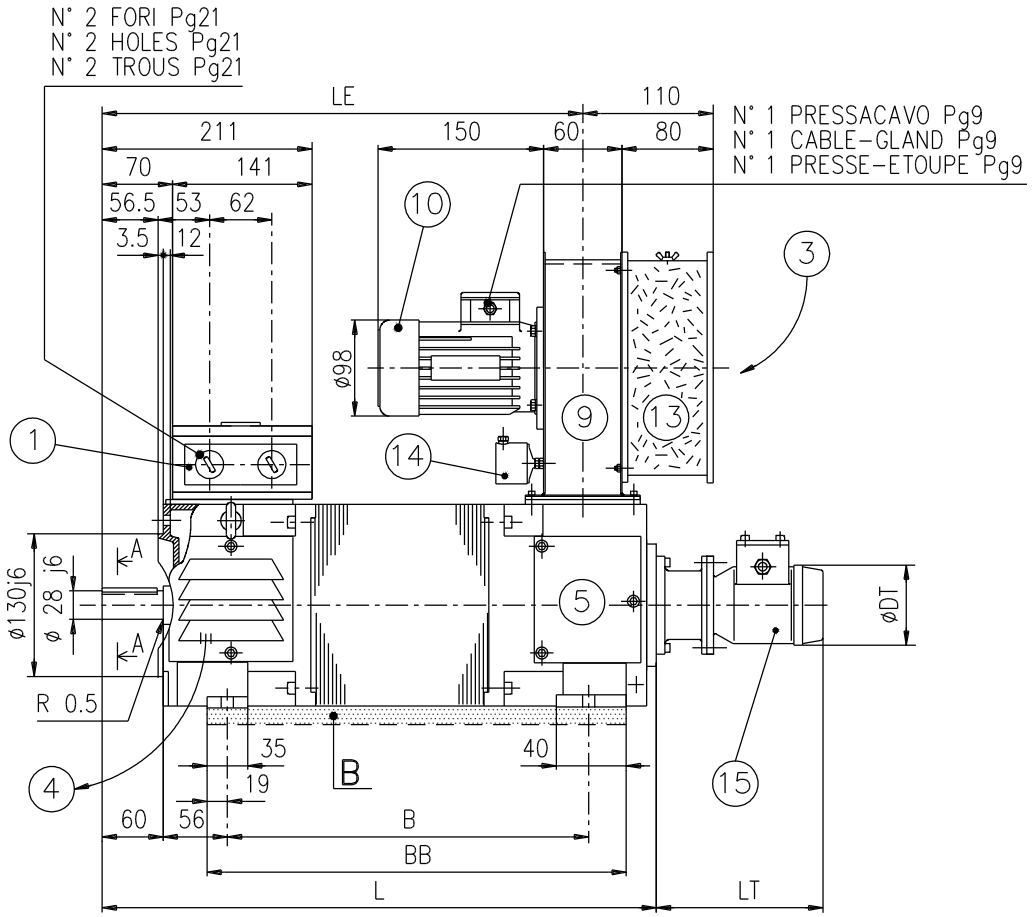

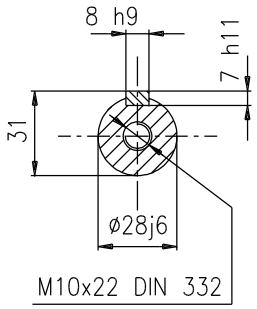

Sez. A – A
Sect. A – A
Sec. A – A

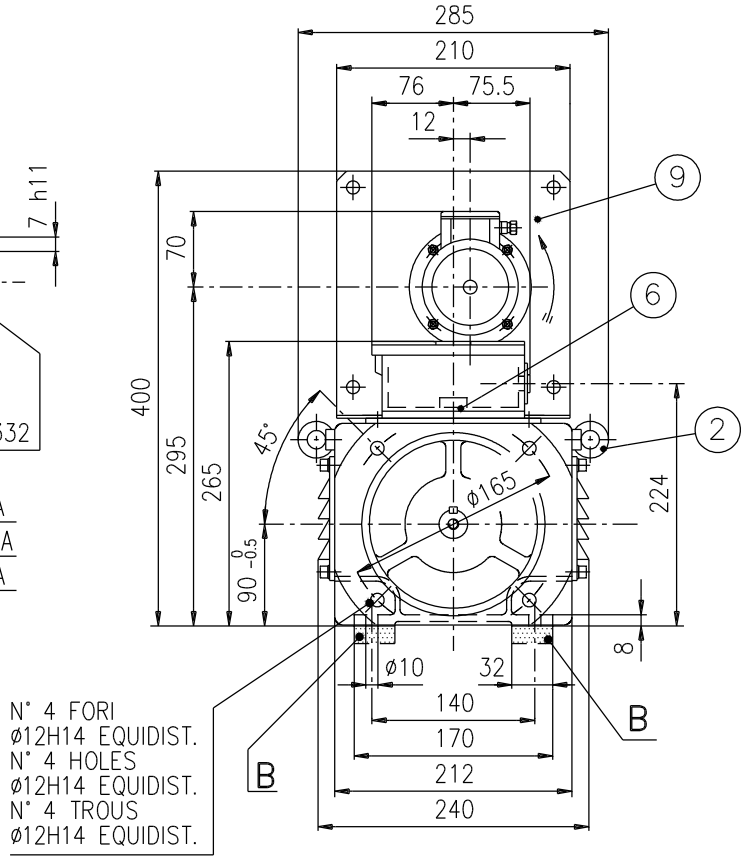

Modifiche :
-
-
-
-
-

OUTLINE D.C. MOTOR TYPE NP 90 PVA/B35
TERMINAL BOX ON THE TOP
IC 06 – IM 2001 – IP 23 S

ENCOMBREMENT MOTEUR A C.C. TYPE NP 90 PVA/B35
BOITE A BORNES EN HAUT
IC 06 – IM 2001 – IP 23 S

INGOMBRO MOTORE A C.C. TIPO NP 90 PVA/B35
SCATOLA CAVI IN ALTO
IC 06 – IM 2001 – IP 23 S

A TERMINE DI LEGGE CI RISERVIAMO LA PROPRIETA' DI QUESTO DISEGNO CON IL DIVIETO DI RIPRODURLO O DI RENDERLO NOTO A TERZI SENZA LA NOSTRA AUTORIZZAZIONE.

SICMEMOTORI

	Firma	Data
Disegn.		24/12/96
Controll.		24/12/96
Visto		

N° DIS. DRAW. N° PLAN N° R 34 R AA 004 MOD. 0