

Data sheet for three-phase Squirrel-Cage-Motors SIMOTICS



Motor type : 1AV3094B

SIMOTICS GP - 90 L - IM B35 - 4p

Client order no.	Item-No.	Offer no.
Order no.	Consignment no.	Project
Remarks		

Electrical data

Safe Area

U [V]	Δ / Y	f [Hz]	P [kW]	P [hp]	I [A]	n [1/min]	M [Nm]	η ³⁾			$\cos\phi$ ³⁾			I_A/I_N I_f/I_N	M_A/M_N T_f/T_N	M_K/M_N T_B/T_N	IE-CL
								4/4	3/4	2/4	4/4	3/4	2/4				
DOL duty (S1) - 155(F) to 130(B)																	
230	Δ	50	1.50	-/-	5.50	1445	9.9	85.3	85.7	84.4	0.80	0.73	0.60	7.3	2.9	3.5	IE3
400	Y	50	1.50	-/-	3.15	1445	9.9	85.3	85.7	84.4	0.80	0.73	0.60	7.3	2.9	3.5	IE3
460	Y	60	1.75	-/-	3.15	1740	9.6	86.5	86.7	85.4	0.80	0.74	0.62	7.7	2.9	3.7	IE3
460	Y	60	1.50	-/-	2.85	1755	8.2	86.5	86.6	84.7	0.77	0.69	0.57	8.6	3.4	4.3	IE3
IM B35 / IM 2001		FS 90 L		IP55		IEC/EN 60034		IEC, DIN, ISO, VDE, EN									
Environmental conditions : -20 °C - +40 °C / 1,000 m										Locked rotor time (hot / cold) : 17.6 s 21.8 s							

Mechanical data



Sound level (SPL / SWL) at 50Hz 60Hz	56 / 68 dB(A) ²⁾	58 / 70 dB(A) ²⁾	Vibration severity grade	A
Moment of inertia	0.0049 kg m ²		Thermal class	F
Bearing DE NDE	6205 2Z C3	6004 2Z C3	Duty type	S1
bearing lifetime			Direction of rotation	bidirectional
L_{10mh} , $F_{Rad min}$ 50 60Hz ¹⁾ for coupling operation	40000 h	32000 h	Frame material	aluminum
Lubricants	Unirex N3		Net weight of the motor (IM B3)	19 kg
Regreasing device	No		Coating (paint finish)	Standard paint finish C2
Grease nipple	-/-		Color, paint shade	RAL7030
Type of bearing	Preloaded bearing DE		Motor protection	(A) without (Standard)
Condensate drainage holes	No		Method of cooling	IC411 - self ventilated, surface cooled
External earthing terminal	No			

Terminal box

Terminal box position	top	Max. cross-sectional area	1.5 mm ²
Material of terminal box	Aluminium	Cable diameter from ... to ...	9 mm - 17 mm
Type of terminal box	TB1 E00	Cable entry	1xM25x1,5
Contact screw thread	M4	Cable gland	1 plug

Notes:

I_A/I_N = locked rotor current / current nominal
 M_A/M_N = locked rotor torque / torque nominal
 M_K/M_N = break down torque / nominal torque
 1) L10mh according to DIN ISO 281 10/2010
 2) at rated power / at full load
 3) Value is valid only for DOL operation with motor design IC411

responsible dep. DI MC LVM	technical reference	created by DT Configurator	approved by	<i>Technical data are subject to change! There may be discrepancies between calculated and rating plate values.</i>	Link documents 
	document type datasheet	document status released		document number	
	title 1LE1003-0EB42-2JA4-Z H01		rev. 01		
© Siemens AG 2022					

Data sheet for three-phase Squirrel-Cage-Motors SIMOTICS




Motor type : 1AV3094B

SIMOTICS GP - 90 L - IM B35 - 4p

Special design

H01 Bolted on mounting feet (instead of cast)

Notes:

responsible dep. DI MC LVM	technical reference	created by DT Configurator	approved by	<i>Technical data are subject to change! There may be discrepancies between calculated and rating plate values.</i>	Link documents
	document type datasheet			document status released	
	title 1LE1003-0EB42-2JA4-Z H01			document number	
© Siemens AG 2022		rev. 01	creation date 2022-04-20	language en	Page 2/2

