

Data sheet for three-phase Squirrel-Cage-Motors SIMOTICS



Motor type : 1AV3130B

SIMOTICS GP - 132 S - IM B35 - 4p

Client order no.	Item-No.	Offer no.
Order no.	Consignment no.	Project

Remarks

Electrical data

Safe Area

U [V]	Δ / Y	f [Hz]	P [kW]	P [hp]	I [A]	n [1/min]	M [Nm]	η ³⁾			$\cos\phi$ ³⁾			I_A/I_N I_f/I_N	M_A/M_N T_f/T_N	M_K/M_N T_B/T_N	IE-CL
								4/4	3/4	2/4	4/4	3/4	2/4				
DOL duty (S1) - 155(F) to 130(B)																	
400	Δ	50	5.50	-/-	10.80	1470	35.5	89.6	90.0	89.4	0.82	0.77	0.67	8.5	2.9	3.7	IE3
690	Y	50	5.50	-/-	6.30	1470	35.5	89.6	90.0	89.4	0.82	0.77	0.67	8.5	2.9	3.7	IE3
460	Δ	60	6.30	-/-	10.40	1770	34.0	91.7	92.0	91.3	0.83	0.79	0.69	8.7	2.7	3.7	IE3
460	Δ	60	5.50	-/-	9.30	1775	29.5	91.7	91.6	90.5	0.81	0.76	0.65	10.0	3.1	4.2	IE3
IM B35 / IM 2001		FS 132 S		IP55		IEC/EN 60034		IEC, DIN, ISO, VDE, EN									
Environmental conditions : -20 °C - +40 °C / 1,000 m										Locked rotor time (hot / cold) : 22 s 28.1 s							

Mechanical data



Sound level (SPL / SWL) at 50Hz 60Hz	64 / 76 dB(A) ²⁾	68 / 80 dB(A) ²⁾	Vibration severity grade	A
Moment of inertia	0.0340 kg m ²		Thermal class	F
Bearing DE NDE	6208 2Z C3	6208 2Z C3	Duty type	S1
bearing lifetime			Direction of rotation	bidirectional
L_{10mh} , $F_{Rad min}$ 50 60Hz ¹⁾ for coupling operation	40000 h	32000 h	Frame material	aluminum
Lubricants	Unirex N3		Net weight of the motor (IM B3)	54 kg
Regreasing device	No		Coating (paint finish)	Standard paint finish C2
Grease nipple	-/-		Color, paint shade	RAL7030
Type of bearing	Preloaded bearing DE		Motor protection	(A) without (Standard)
Condensate drainage holes	No		Method of cooling	IC411 - self ventilated, surface cooled
External earthing terminal	No			

Terminal box

Terminal box position	top	Max. cross-sectional area	6 mm ²
Material of terminal box	Aluminium	Cable diameter from ... to ...	11 mm - 21 mm
Type of terminal box	TB1 H00	Cable entry	2xM32x1,5
Contact screw thread	M4	Cable gland	2 plugs

Notes:

I_A/I_N = locked rotor current / current nominal
 M_A/M_N = locked rotor torque / torque nominal
 M_K/M_N = break down torque / nominal torque
 1) L10mh according to DIN ISO 281 10/2010
 2) at rated power / at full load
 3) Value is valid only for DOL operation with motor design IC411

responsible dep. DI MC LVM	technical reference	created by DT Configurator	approved by	<i>Technical data are subject to change! There may be discrepancies between calculated and rating plate values.</i>	Link documents 
	document type datasheet	document status released		document number	
	title 1LE1003-1CB03-4JA4-Z H01		rev. 01		
© Siemens AG 2022					

Data sheet for three-phase Squirrel-Cage-Motors SIMOTICS




Motor type : 1AV3130B

SIMOTICS GP - 132 S - IM B35 - 4p

Special design

H01 Bolted on mounting feet (instead of cast)

Notes:

responsible dep. DI MC LVM	technical reference	created by DT Configurator	approved by	<i>Technical data are subject to change! There may be discrepancies between calculated and rating plate values.</i>	Link documents
	document type datasheet			document status released	
	title 1LE1003-1CB03-4JA4-Z H01			document number	
© Siemens AG 2022		rev. 01	creation date 2022-04-20	language en	Page 2/2

